

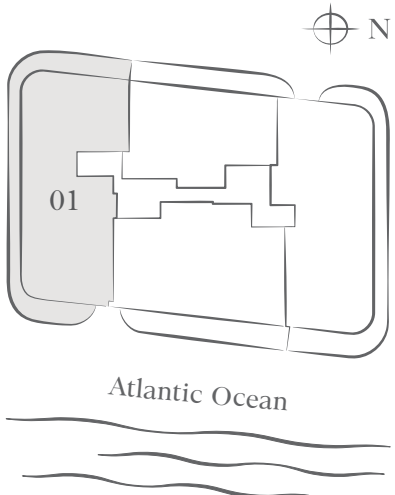


WALDORF ASTORIA
RESIDENCES POMPANO BEACH
IS THE ULTIMATE IN LUXURY,
WITH EVERY DETAIL
PERFECTLY CONSIDERED

RESIDENCE 01
4 BEDROOM, 4.5 BATHROOM + DEN

INTERIOR:	3,504 SF
EXTERIOR:	1,156 SF*
TOTAL:	4,660 SF

* Balconies design and area vary from floor to floor.
Floor 8 shown for illustrative purposes.



The dimensions stated for this floor plan are approximate because there are various recognized methods for calculating the square footage of a unit. The square footage stated here is calculated from the exterior boundaries of the exterior walls to the centerline of interior demising walls without deductions for cutouts, curves, or architectural features. This method typically results in quoted dimensions greater than the dimensions that would be determined by using other accepted methods. The definition of "Unit" and the calculation method to be relied upon is set forth by the Developer in Developer's prospectus which method may result in a square footage calculation less than the result of the calculation method used here. Renderings depict features not included with purchase, but which are available at an additional cost such as wine bar and closet millwork among others. Consult the Developer's prospectus to learn what is included with Unit purchase and to understand Unit dimensions. 2023 © 1350 POMPANO DEVELOPER, LP, with all rights reserved.

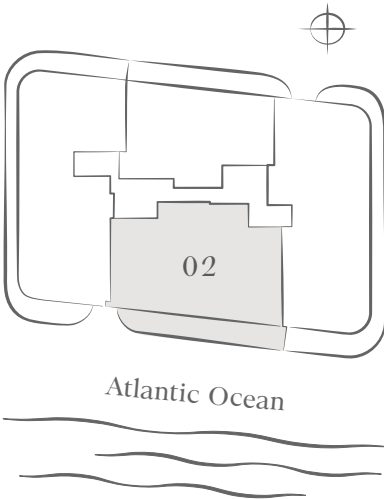


WALDORF ASTORIA
RESIDENCES POMPANO BEACH
IS THE ULTIMATE IN LUXURY,
WITH EVERY DETAIL
PERFECTLY CONSIDERED

RESIDENCE 02
3 BEDROOM, 3.5 BATHROOM + DEN

INTERIOR:	2,881 SF
EXTERIOR:	654 SF*
TOTAL:	3,535 SF

* Balconies design and area vary from floor to floor.
Floor 8 shown for illustrative purposes.



ⓘ The dimensions stated for this floor plan are approximate because there are various recognized methods for calculating the square footage of a unit. The square footage stated here is calculated from the exterior boundaries of the exterior walls to the centerline of interior demising walls without deductions for cutouts, curves, or architectural features. This method typically results in quoted dimensions greater than the dimensions that would be determined by using other accepted methods. The definition of "Unit" and the calculation method to be relied upon is set forth by the Developer in Developer's prospectus which method may result in a square footage calculation less than the result of the calculation method used here. Renderings depict features not included with purchase, but which are available at an additional cost such as wine bar and closet millwork among others. Consult the Developer's prospectus to learn what is included with Unit purchase and to understand Unit dimensions. 2023 © 1350 POMPANO DEVELOPER, LP, with all rights reserved.

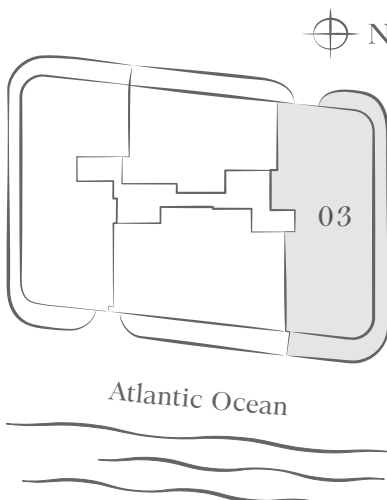


WALDORF ASTORIA
RESIDENCES POMPANO BEACH
IS THE ULTIMATE IN LUXURY,
WITH EVERY DETAIL
PERFECTLY CONSIDERED

RESIDENCE 03
4 BEDROOM, 4.5 BATHROOM + DEN

INTERIOR:	3,557 SF
EXTERIOR:	1,074 SF*
TOTAL:	4,631 SF

* Balconies design and area vary from floor to floor.
Floor 8 shown for illustrative purposes.



The dimensions stated for this floor plan are approximate because there are various recognized methods for calculating the square footage of a unit. The square footage stated here is calculated from the exterior boundaries of the exterior walls to the centerline of interior demising walls without deductions for cutouts, curves, or architectural features. This method typically results in quoted dimensions greater than the dimensions that would be determined by using other accepted methods. The definition of "Unit" and the calculation method to be relied upon is set forth by the Developer in Developer's prospectus which method may result in a square footage calculation less than the result of the calculation method used here. Renderings depict features not included with purchase, but which are available at an additional cost such as wine bar and closet millwork among others. Consult the Developer's prospectus to learn what is included with Unit purchase and to understand Unit dimensions. 2023 © 1350 POMPANO DEVELOPER, LP, with all rights reserved.

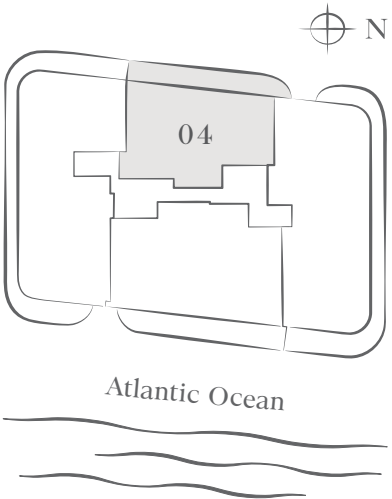


WALDORF ASTORIA
RESIDENCES POMPANO BEACH
IS THE ULTIMATE IN LUXURY,
WITH EVERY DETAIL
PERFECTLY CONSIDERED

RESIDENCE 04
2 BEDROOM, 2.5 BATHROOM + DEN

INTERIOR:	2,097 SF
EXTERIOR:	505 SF*
TOTAL:	2,602 SF

* Balconies design and area vary from floor to floor.
Floor 8 shown for illustrative purposes.



The dimensions stated for this floor plan are approximate because there are various recognized methods for calculating the square footage of a unit. The square footage stated here is calculated from the exterior boundaries of the exterior walls to the centerline of interior demising walls without deductions for cutouts, curves, or architectural features. This method typically results in quoted dimensions greater than the dimensions that would be determined by using other accepted methods. The definition of "Unit" and the calculation method to be relied upon is set forth by the Developer in Developer's prospectus which method may result in a square footage calculation less than the result of the calculation method used here. Renderings depict features not included with purchase, but which are available at an additional cost such as wine bar and closet millwork among others. Consult the Developer's prospectus to learn what is included with Unit purchase and to understand Unit dimensions. 2023 © 1350 POMPANO DEVELOPER, LP, with all rights reserved.