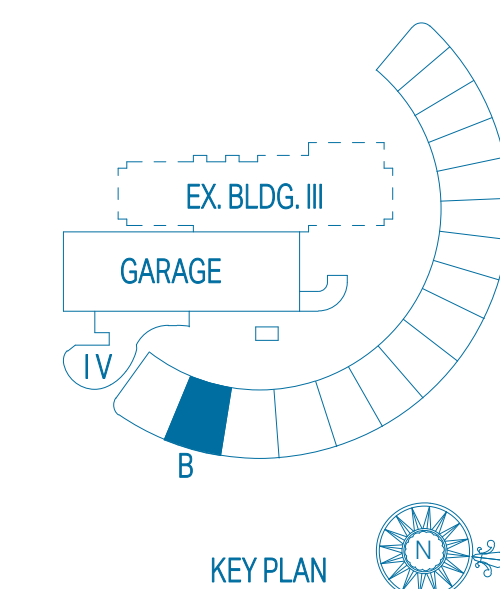


THE MARKERS GROVE ISLE



PENTHOUSE B

UNIT TOTALS	4 BEDROOMS	5.5 BATHS
TOTAL INTERIOR	4,548 Sq. Ft.	422.52 Sq. Mts.
TOTAL EXTERIOR	4,478 Sq. Ft.	416.02 Sq. Mts.
OVERALL TOTAL	9,026 Sq. Ft.	838.54 Sq. Mts.

1ST LEVEL

UNIT INTERIOR	4 BEDROOMS	4.5 BATHS
OUTDOOR TERRACE	3,871 Sq. Ft.	359.63 Sq. Mts.
TOTAL	1,224 Sq. Ft.	113.71 Sq. Mts.
TOTAL	5,095 Sq. Ft.	473.34 Sq. Mts.

2ND LEVEL - POOL DECK

ROOF DECK	0 BEDROOMS	1 BATH
INTERIOR	677 Sq. Ft.	62.90 Sq. Mts.
OUTDOOR DECK	2,742 Sq. Ft.	254.74 Sq. Mts.
POOL	512 Sq. Ft.	47.57 Sq. Mts.
TOTAL	3,931 Sq. Ft.	365.21 Sq. Mts.

ORAL REPRESENTATIONS CANNOT BE RELIED UPON AS CORRECTLY STATING THE REPRESENTATIONS OF THE DEVELOPER. FOR CORRECT REPRESENTATIONS, MAKE REFERENCE TO THIS BROCHURE AND TO THE DOCUMENTS REQUIRED BY SECTION 718.503, FLORIDA STATUTES, TO BE FURNISHED BY A DEVELOPER TO A BUYER OR LESSEE.

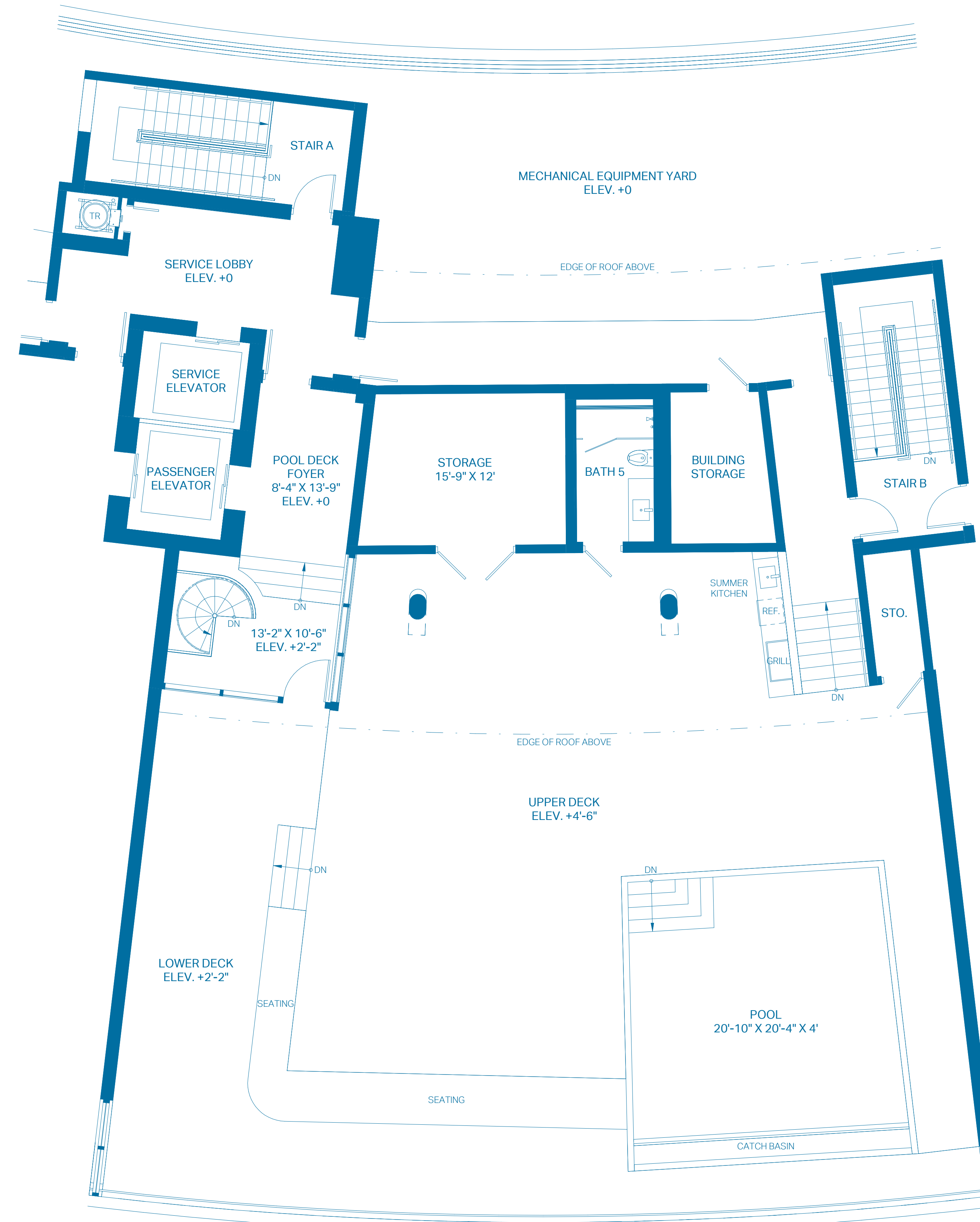
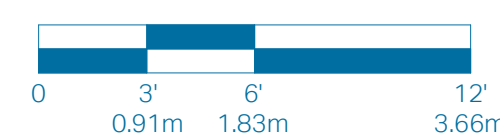
These floor plans are conceptual only and for ease of reference and should not be relied upon as a representation, express or implied, of the final detail, features or dimensions of any unit. All dimensions and configurations are for information purposes only and are subject to change without notice. All square footage totals are approximate, may vary due to construction and are subject to change without notice. The Developer expressly reserves the right to make any modifications, revisions and changes it deems desirable in its sole and absolute discretion or as may be required by law or government bodies. For more precise measurements, please refer to the Condominium drawings contained within the prospectus (Offering Circular).

The outdoor terraces (and pool if shown on this floor plan) are limited common elements reserved for the exclusive use of the unit. The limited common elements are not included in the unit area but are separately calculated.

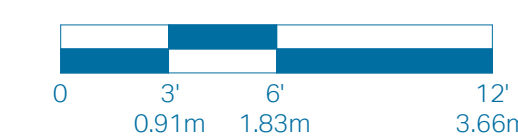
Stated square footages and dimensions are measured to the exterior boundaries of the exterior walls and the centerline of interior demising walls between units and in fact vary from the square footage and dimensions that would be determined by using the description and definition of the "Unit" set forth in the declaration of condominium (which generally only includes the interior airspace between the perimeter walls and excludes all interior structural components and other common elements). This method is generally used in sales materials and is provided to allow a prospective buyer to compare the Units with units in other condominium projects that utilize the same method. Measurements of rooms set forth on this floor plan are generally taken at the farthest points of each given room (as if the room were a perfect rectangle), without regard for any cut-outs or variations. Accordingly, the area of the actual room will typically be smaller than the product obtained by multiplying the stated length and width. All dimensions are estimates that will vary with actual construction, and all floor plans, specifications and other development plans are subject to change and will not necessarily accurately reflect the final plans and specifications for the development.




1ST LEVEL

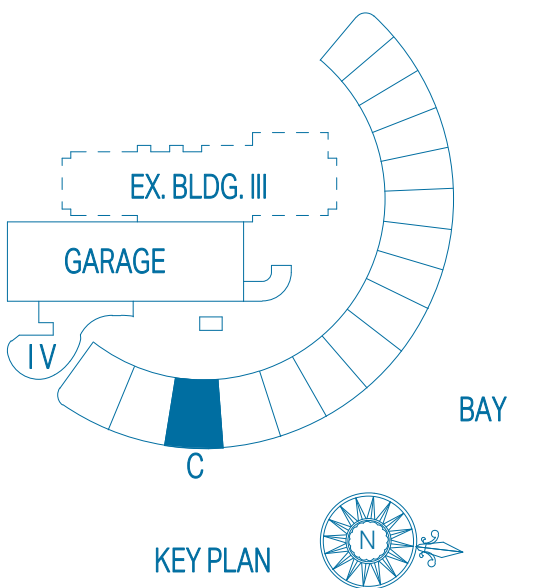


2ND LEVEL - POOL DECK





THE MARKERS GROVE ISLE



PENTHOUSE C

UNIT TOTALS	4 BEDROOMS	5.5 BATHS
TOTAL INTERIOR	4,557 Sq. Ft.	423.36 Sq. Mts.
TOTAL EXTERIOR	4,478 Sq. Ft.	416.02 Sq. Mts.
OVERALL TOTAL	9,035 Sq. Ft.	839.38 Sq. Mts.

1ST LEVEL

UNIT INTERIOR	4 BEDROOMS	4.5 BATHS
OUTDOOR TERRACE	3,880 Sq. Ft.	360.46 Sq. Mts.
TOTAL	1,224 Sq. Ft.	113.71 Sq. Mts.
TOTAL	5,104 Sq. Ft.	474.17 Sq. Mts.

2ND LEVEL - POOL DECK

ROOF DECK	0 BEDROOMS	1 BATH
INTERIOR	677 Sq. Ft.	62.90 Sq. Mts.
OUTDOOR DECK	2,742 Sq. Ft.	254.74 Sq. Mts.
POOL	512 Sq. Ft.	47.57 Sq. Mts.
TOTAL	3,931 Sq. Ft.	365.21 Sq. Mts.

ORAL REPRESENTATIONS CANNOT BE RELIED UPON AS CORRECTLY STATING THE REPRESENTATIONS OF THE DEVELOPER. FOR CORRECT REPRESENTATIONS, MAKE REFERENCE TO THIS BROCHURE AND TO THE DOCUMENTS REQUIRED BY SECTION 718.503, FLORIDA STATUTES, TO BE FURNISHED BY A DEVELOPER TO A BUYER OR LESSEE.

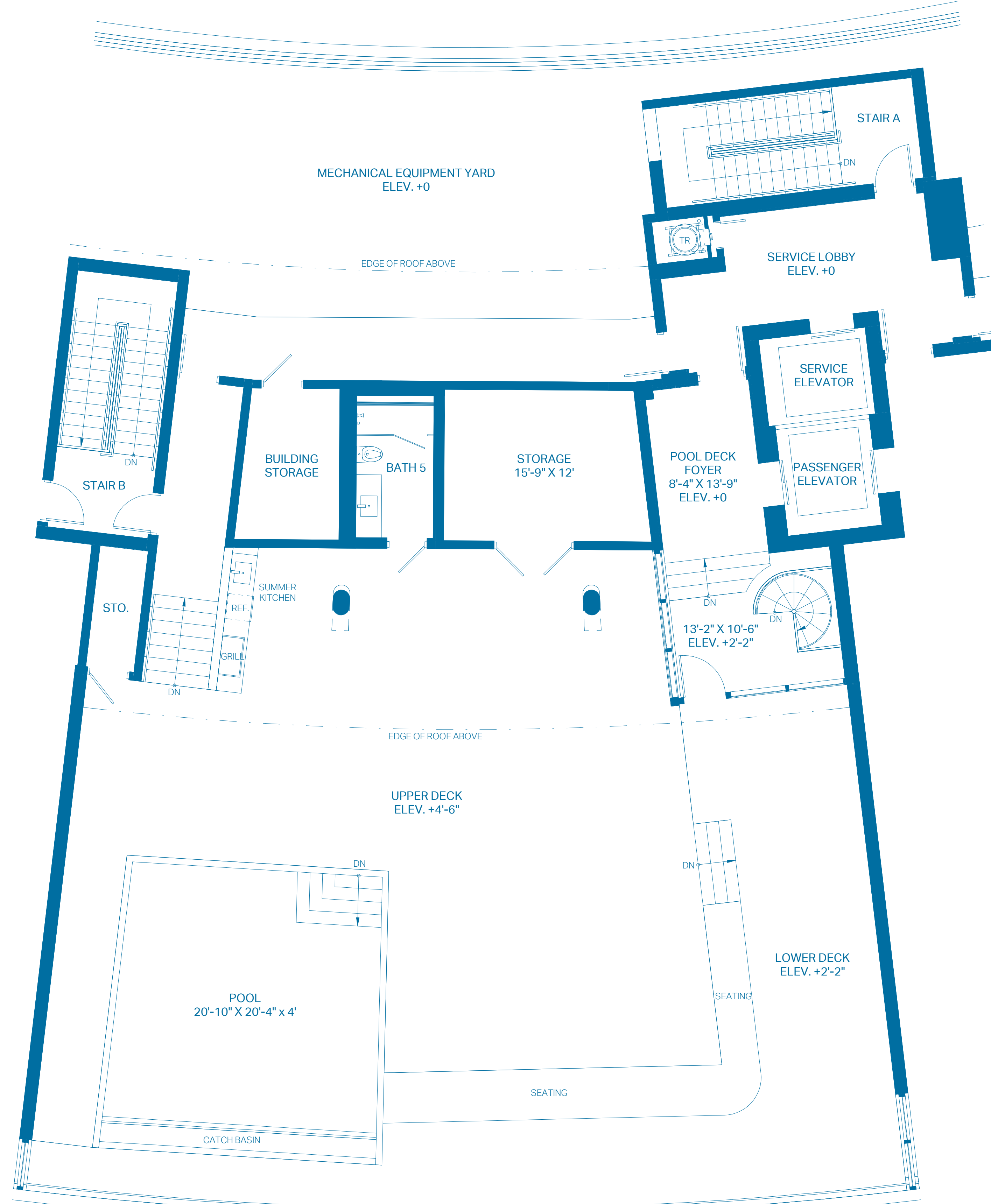
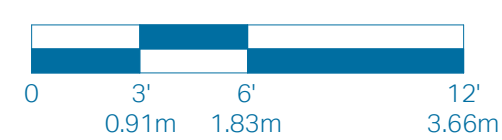
These floor plans are conceptual only and for ease of reference and should not be relied upon as a representation, express or implied, of the final detail, features or dimensions of any unit. All dimensions and configurations are for information purposes only and are subject to change without notice. All square footage totals are approximate, may vary due to construction and are subject to change without notice. The Developer expressly reserves the right to make any modifications, revisions and changes it deems desirable in its sole and absolute discretion or as may be required by law or government bodies. For more precise measurements, please refer to the Condominium drawings contained within the prospectus (Offering Circular).

The outdoor terraces (and pool if shown on this floor plan) are limited common elements reserved for the exclusive use of the unit. The limited common elements are not included in the unit area but are separately calculated.

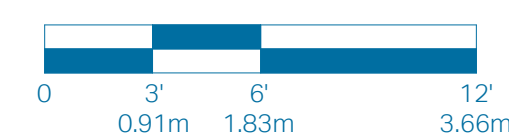
Stated square footages and dimensions are measured to the exterior boundaries of the exterior walls and the centerline of interior demising walls between units and in fact vary from the square footage and dimensions that would be determined by using the description and definition of the "Unit" set forth in the declaration of condominium (which generally only includes the interior airspace between the perimeter walls and excludes all interior structural components and other common elements). This method is generally used in sales materials and is provided to allow a prospective buyer to compare the Units with units in other condominium projects that utilize the same method. Measurements of rooms set forth on this floor plan are generally taken at the farthest points of each given room (as if the room were a perfect rectangle), without regard for any cut outs or variations. Accordingly, the area of the actual room will typically be smaller than the product obtained by multiplying the stated length and width. All dimensions are estimates that will vary with actual construction, and all floor plans, specifications and other development plans are subject to change and will not necessarily accurately reflect the final plans and specifications for the development.




1ST LEVEL

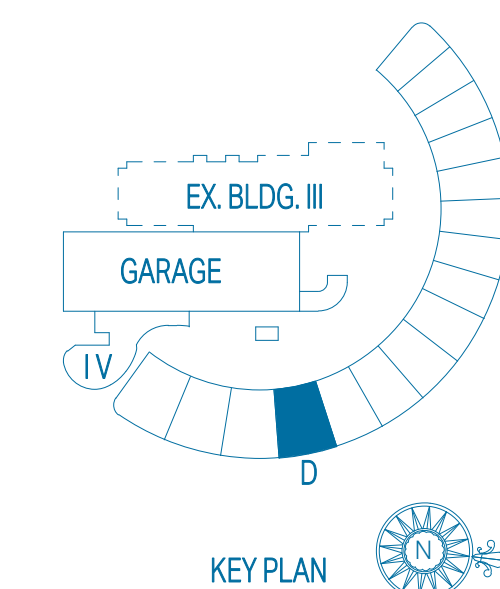


2ND LEVEL - POOL DECK





THE MARKERS GROVE ISLE



PENTHOUSE D

UNIT TOTALS	4 BEDROOMS	5.5 BATHS
TOTAL INTERIOR	4,548 Sq. Ft.	422.52 Sq. Mts.
TOTAL EXTERIOR	4,445 Sq. Ft.	412.95 Sq. Mts.
OVERALL TOTAL	8,993 Sq. Ft.	835.47 Sq. Mts.

1ST LEVEL

UNIT INTERIOR	4 BEDROOMS	4.5 BATHS
OUTDOOR TERRACE	3,871 Sq. Ft.	359.63 Sq. Mts.
TOTAL	1,215 Sq. Ft.	112.88 Sq. Mts.
TOTAL	5,086 Sq. Ft.	472.51 Sq. Mts.

2ND LEVEL - POOL DECK

ROOF DECK	0 BEDROOMS	1 BATH
INTERIOR	677 Sq. Ft.	62.90 Sq. Mts.
OUTDOOR DECK	2,718 Sq. Ft.	252.51 Sq. Mts.
POOL	512 Sq. Ft.	47.57 Sq. Mts.
TOTAL	3,907 Sq. Ft.	362.98 Sq. Mts.

ORAL REPRESENTATIONS CANNOT BE RELIED UPON AS CORRECTLY STATING THE REPRESENTATIONS OF THE DEVELOPER. FOR CORRECT REPRESENTATIONS MAKE REFERENCE TO THIS BROCHURE AND TO THE DOCUMENTS REQUIRED BY SECTION 718.503, FLORIDA STATUTES, TO BE FURNISHED BY A DEVELOPER TO A BUYER OR LESSEE.

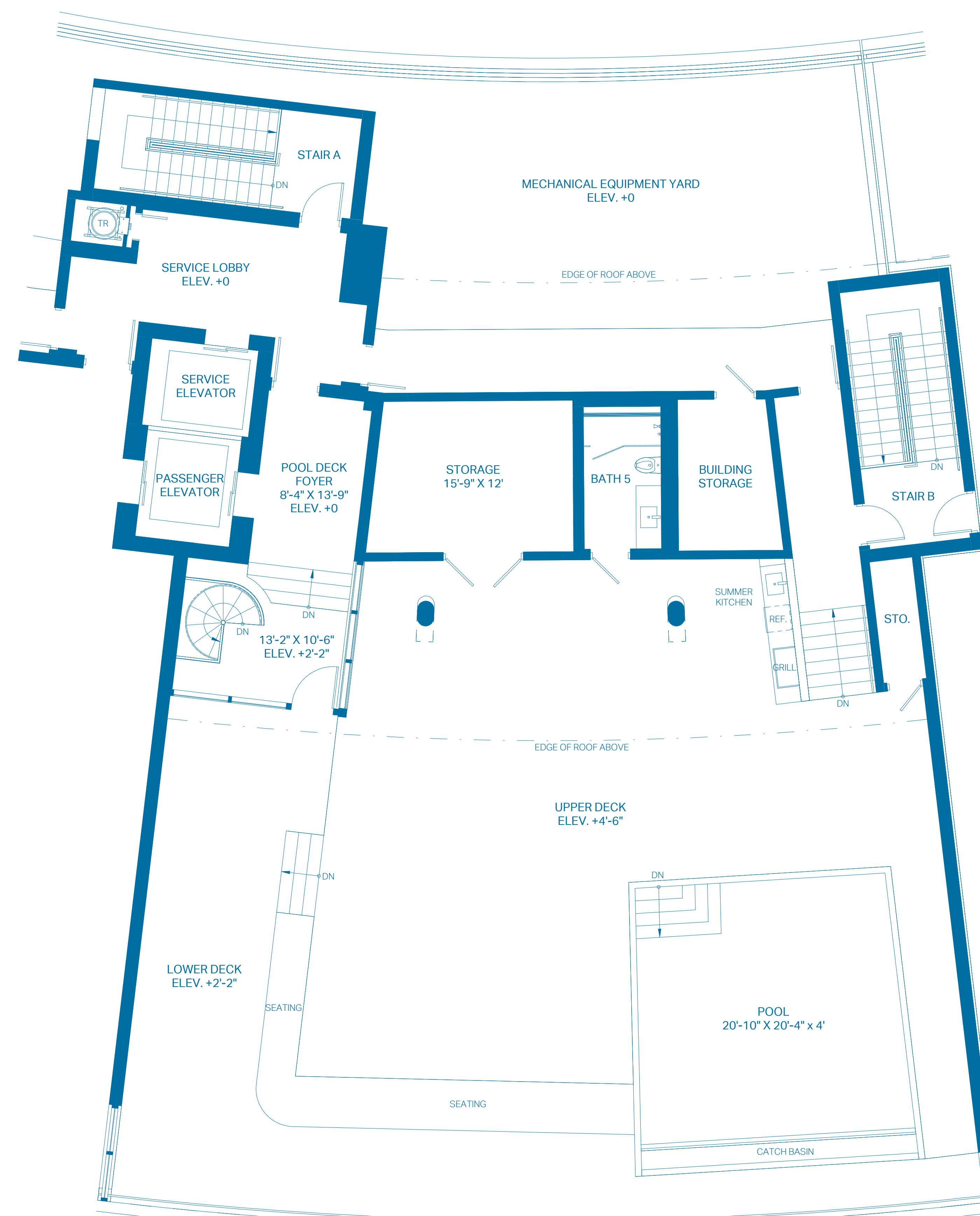
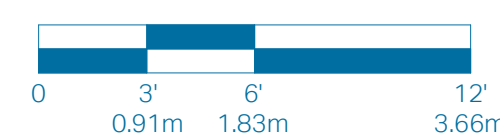
These floor plans are conceptual only and for ease of reference and should not be relied upon as a representation, express or implied, of the final detail, features or dimensions of any unit. All dimensions and configurations are for information purposes only and are subject to change without notice. The Developer expressly reserves the right to make any modifications, revisions and changes it deems desirable in its sole and absolute discretion or as may be required by law or government bodies. For more precise measurements, please refer to the Condominium drawings contained within the prospectus (Offering Circular).

The outdoor terraces (and pool if shown on this floor plan) are limited common elements reserved for the exclusive use of the unit. The limited common elements are not included in the unit area but are separately calculated.

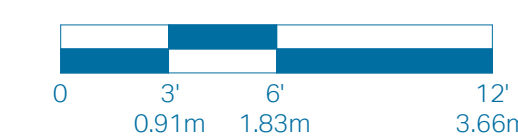
Stated square footages and dimensions are measured to the exterior boundaries of the exterior walls and the centerline of interior demising walls between units and in fact vary from the square footage and dimensions that would be determined by using the description and definition of the "Unit" set forth in the declaration of condominium (which generally only includes the interior airspace between the perimeter walls and excludes all interior structural components and other common elements). This method is generally used in sales materials and is provided to allow a prospective buyer to compare the Units with units in other condominium projects that utilize the same method. Measurements of rooms set forth on this floor plan are generally taken at the farthest points of each given room (as if the room were a perfect rectangle), without regard for any cut outs or variations. Accordingly, the area of the actual room will typically be smaller than the product obtained by multiplying the stated length and width. All dimensions are estimates that will vary with actual construction, and all floor plans, specifications and other development plans are subject to change and will not necessarily accurately reflect the final plans and specifications for the development.




1ST LEVEL

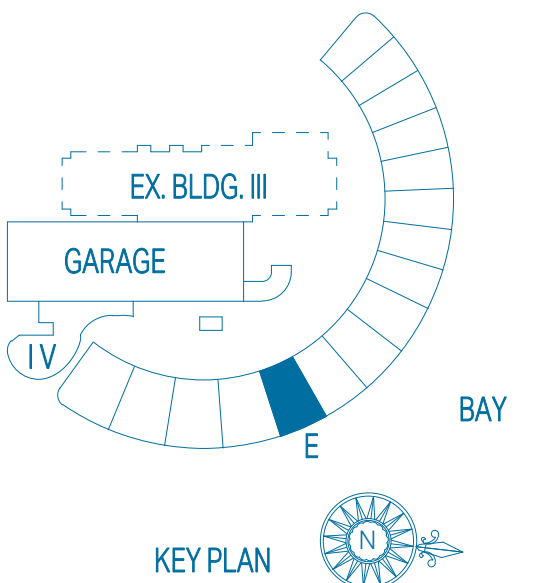


2ND LEVEL - POOL DECK





THE MARKERS GROVE ISLE



PENTHOUSE E

UNIT TOTALS	3 BEDROOMS	4.5 BATHS
TOTAL INTERIOR	3,858 Sq. Ft.	358.42 Sq. Mts.
TOTAL EXTERIOR	3,801 Sq. Ft.	353.12 Sq. Mts.
OVERALL TOTAL	7,659 Sq. Ft.	711.54 Sq. Mts.

1ST LEVEL

UNIT INTERIOR	3 BEDROOMS	3.5 BATHS
OUTDOOR TERRACE	3,253 Sq. Ft.	302.21 Sq. Mts.
TOTAL	1,034 Sq. Ft.	96.06 Sq. Mts.
TOTAL	4,287 Sq. Ft.	398.27 Sq. Mts.

2ND LEVEL - POOL DECK

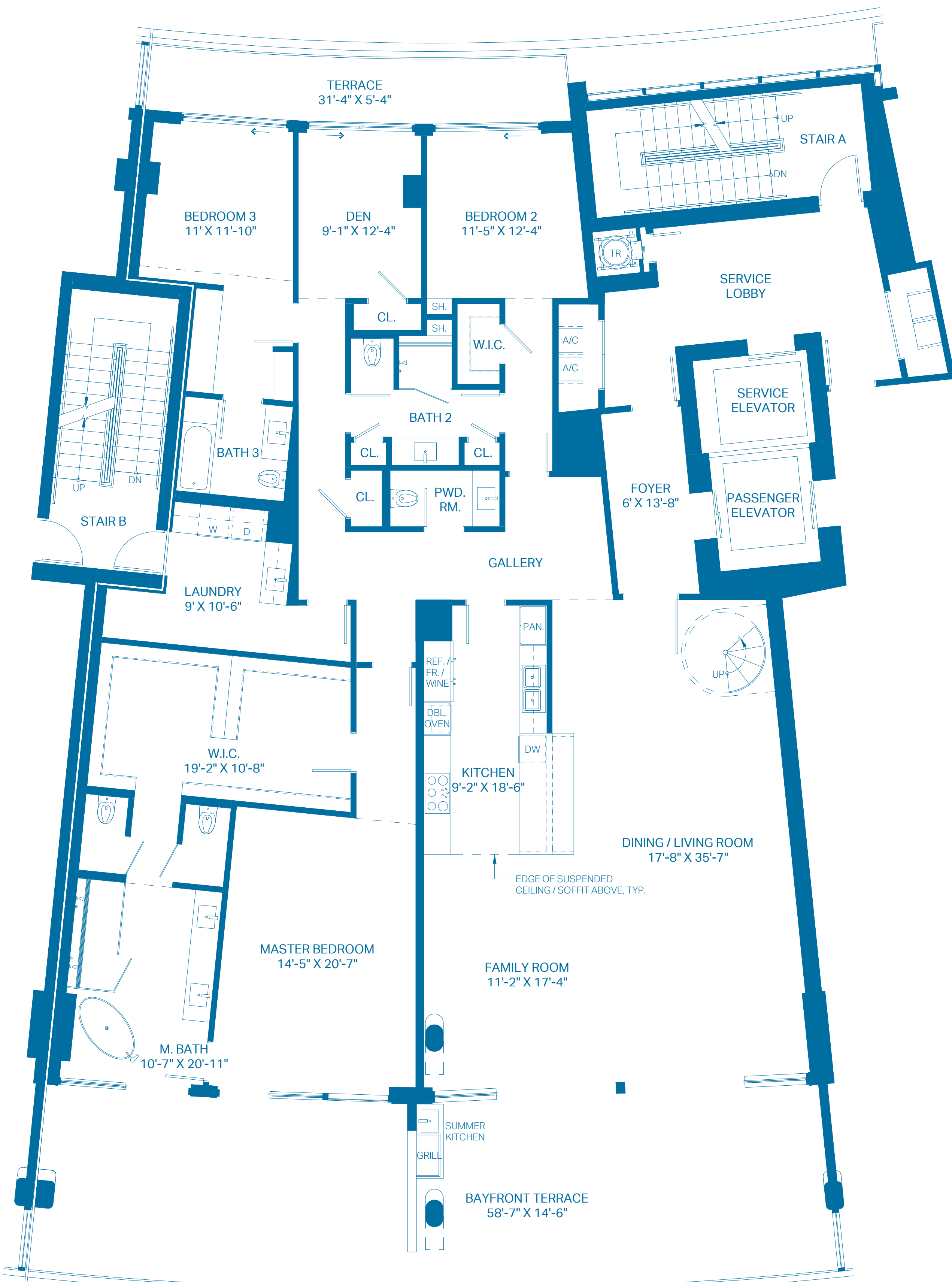
ROOF DECK	0 BEDROOMS	1 BATH
INTERIOR	605 Sq. Ft.	56.21 Sq. Mts.
OUTDOOR DECK	2,255 Sq. Ft.	209.50 Sq. Mts.
POOL	512 Sq. Ft.	47.57 Sq. Mts.
TOTAL	3,372 Sq. Ft.	313.28 Sq. Mts.

ORAL REPRESENTATIONS CANNOT BE RELIED UPON AS CORRECTLY STATING THE REPRESENTATIONS OF THE DEVELOPER. FOR CORRECT REPRESENTATIONS, MAKE REFERENCE TO THIS BROCHURE AND TO THE DOCUMENTS REQUIRED BY SECTION 718.503, FLORIDA STATUTES, TO BE FURNISHED BY A DEVELOPER TO A BUYER OR LESSEE.

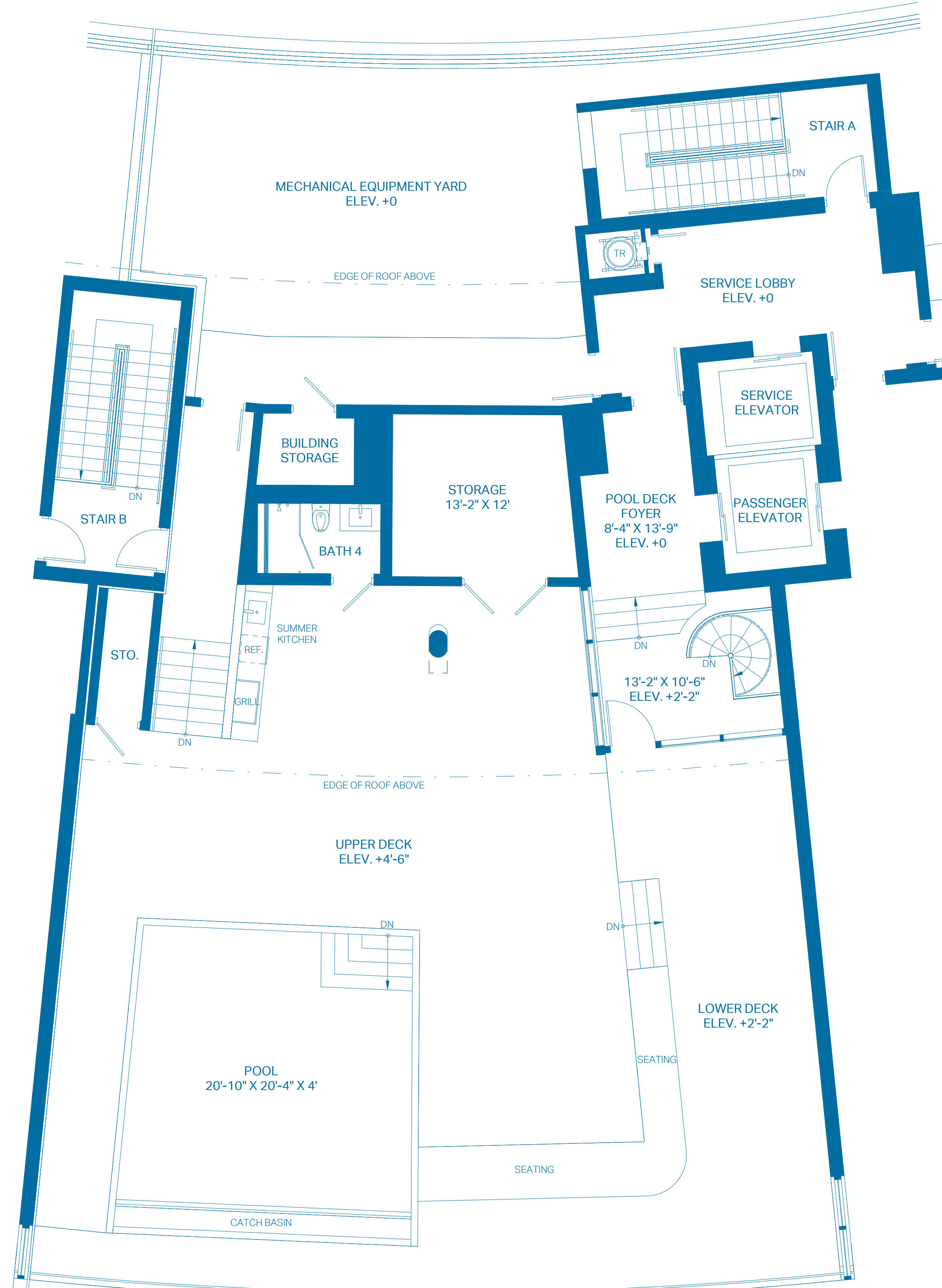
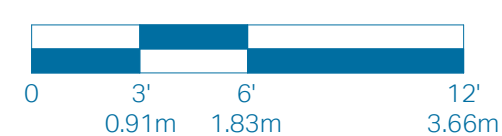
These floor plans are conceptual only and for ease of reference and should not be relied upon as a representation, express or implied, of the final detail, features or dimensions of any unit. All dimensions and configurations are for information purposes only and are subject to change without notice. All square footage totals are approximate, may vary due to construction and are subject to change without notice. The Developer expressly reserves the right to make any modifications, revisions and changes it deems desirable in its sole and absolute discretion or as may be required by law or government bodies. For more precise measurements, please refer to the Condominium drawings contained within the prospectus (Offering Circular).

The outdoor terraces (and pool if shown on this floor plan) are limited common elements reserved for the exclusive use of the unit. The limited common elements are not included in the unit area but are separately calculated.

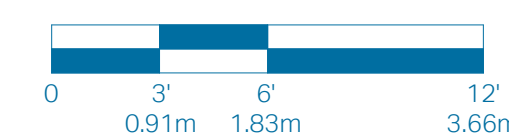
Stated square footages and dimensions are measured to the exterior boundaries of the exterior walls and the centerline of interior demising walls between units and in fact vary from the square footage and dimensions that would be determined by using the description and definition of the "Unit" set forth in the declaration of condominium (which generally only includes the interior airspace between the perimeter walls and excludes all interior structural components and other common elements). This method is generally used in sales materials and is provided to allow a prospective buyer to compare the Units with units in other condominium projects that utilize the same method. Measurements of rooms set forth on this floor plan are generally taken at the farthest points of each given room (as if the room were a perfect rectangle), without regard for any cut outs or variations. Accordingly, the area of the actual room will typically be smaller than the product obtained by multiplying the stated length and width. All dimensions are estimates that will vary with actual construction, and all floor plans, specifications and other development plans are subject to change and will not necessarily accurately reflect the final plans and specifications for the development.




1ST LEVEL

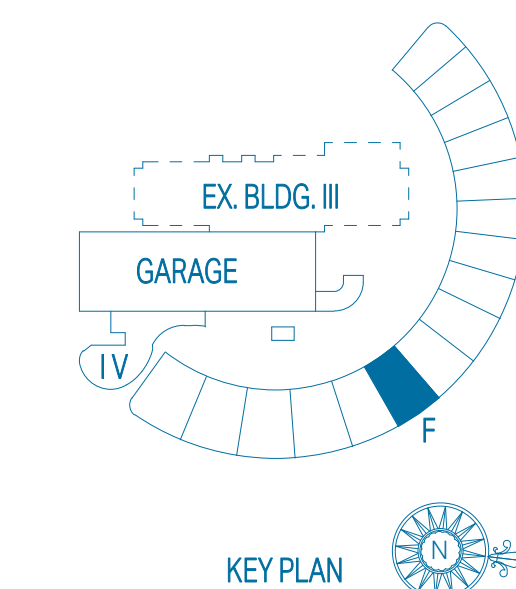


2ND LEVEL - POOL DECK





THE MARKERS GROVE ISLE



PENTHOUSE F

UNIT TOTALS	3 BEDROOMS	4.5 BATHS
TOTAL INTERIOR	3,851 Sq. Ft.	357.77 Sq. Mts.
TOTAL EXTERIOR	3,769 Sq. Ft.	350.15 Sq. Mts.
OVERALL TOTAL	7,620 Sq. Ft.	707.92 Sq. Mts.

1ST LEVEL

UNIT INTERIOR	3 BEDROOMS	3.5 BATHS
OUTDOOR TERRACE	3,246 Sq. Ft.	301.56 Sq. Mts.
TOTAL	1,026 Sq. Ft.	95.32 Sq. Mts.
TOTAL	4,272 Sq. Ft.	396.88 Sq. Mts.

2ND LEVEL - POOL DECK

ROOF DECK	0 BEDROOMS	1 BATH
INTERIOR	605 Sq. Ft.	56.21 Sq. Mts.
OUTDOOR DECK	2,231 Sq. Ft.	207.27 Sq. Mts.
POOL	512 Sq. Ft.	47.57 Sq. Mts.
TOTAL	3,348 Sq. Ft.	311.05 Sq. Mts.

ORAL REPRESENTATIONS CANNOT BE RELIED UPON AS CORRECTLY STATING THE REPRESENTATIONS OF THE DEVELOPER. FOR CORRECT REPRESENTATIONS, MAKE REFERENCE TO THIS BROCHURE AND TO THE DOCUMENTS REQUIRED BY SECTION 718.503, FLORIDA STATUTES, TO BE FURNISHED BY A DEVELOPER TO A BUYER OR LESSEE.

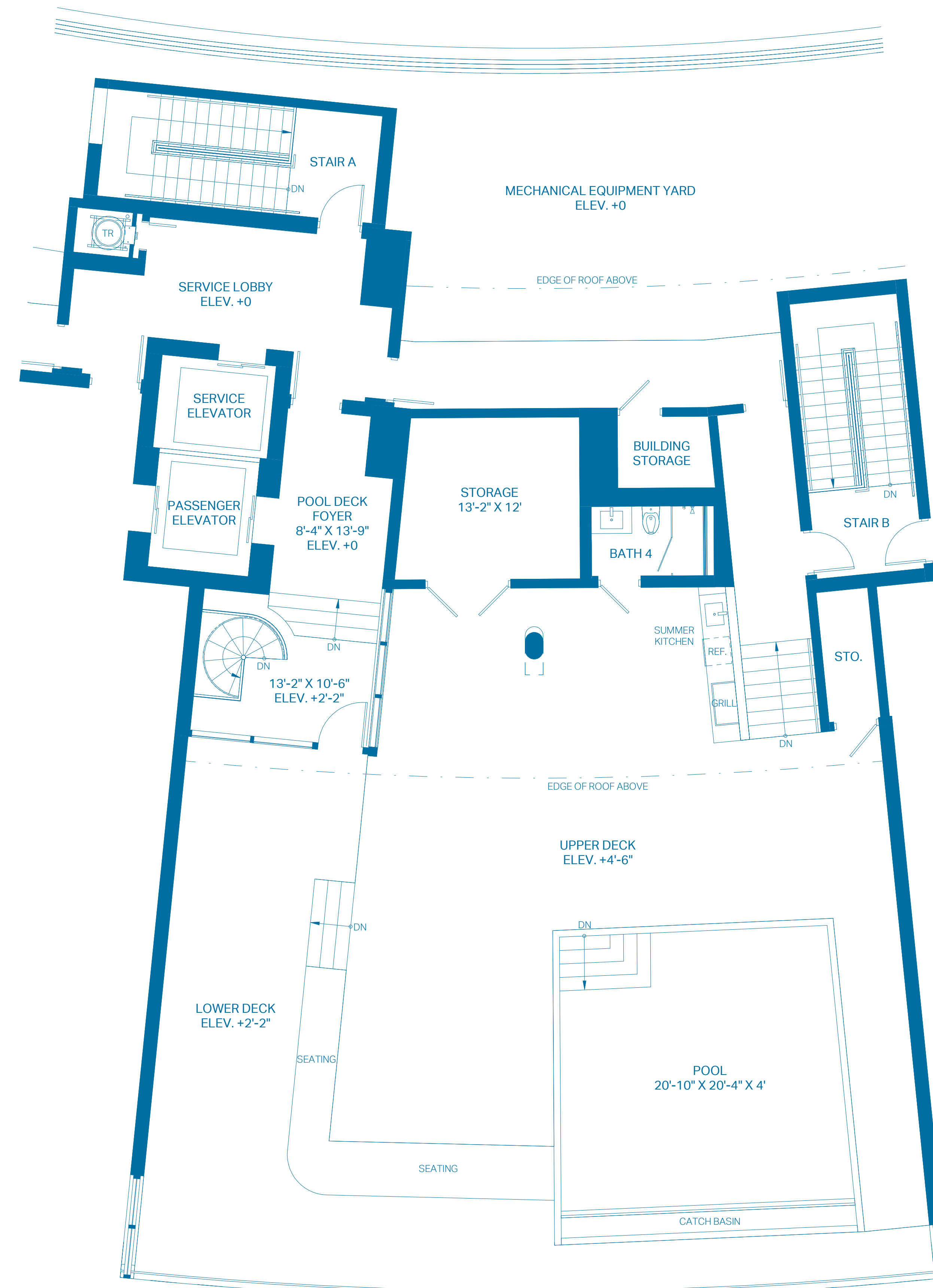
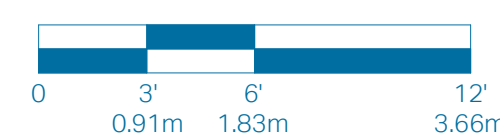
These floor plans are conceptual only and for ease of reference and should not be relied upon as a representation, express or implied, of the final detail, features or dimensions of any unit. All dimensions and configurations are for information purposes only and are subject to change without notice. All square footage totals are approximate, may vary due to construction and are subject to change without notice. The Developer expressly reserves the right to make any modifications, revisions and changes it deems desirable in its sole and absolute discretion or as may be required by law or government bodies. For more precise measurements, please refer to the Condominium drawings contained within the prospectus (Offering Circular).

The outdoor terraces (and pool if shown on this floor plan) are limited common elements reserved for the exclusive use of the unit. The limited common elements are not included in the unit area but are separately calculated.

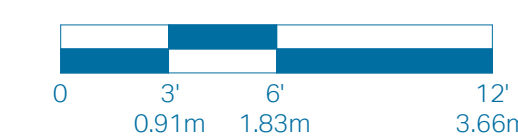
Stated square footages and dimensions are measured to the exterior boundaries of the exterior walls and the centerline of interior demising walls between units and in fact vary from the square footage and dimensions that would be determined by using the description and definition of the "Unit" set forth in the declaration of condominium (which generally only includes the interior airspace between the perimeter walls and excludes all interior structural components and other common elements). This method is generally used in sales materials and is provided to allow a prospective buyer to compare the Units with units in other condominium projects that utilize the same method. Measurements of rooms set forth on this floor plan are generally taken at the farthest points of each given room (as if the room were a perfect rectangle), without regard for any cut outs or variations. Accordingly, the area of the actual room will typically be smaller than the product obtained by multiplying the stated length and width. All dimensions are estimates that will vary with actual construction, and all floor plans, specifications and other development plans are subject to change and will not necessarily accurately reflect the final plans and specifications for the development.




1ST LEVEL

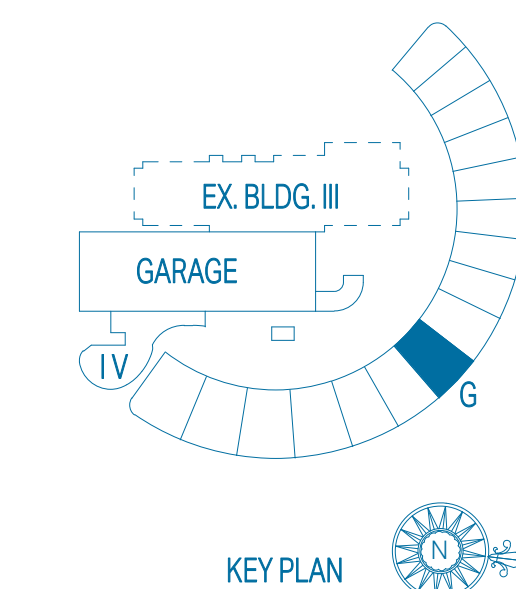


2ND LEVEL - POOL DECK





THE MARKERS GROVE ISLE



PENTHOUSE G

UNIT TOTALS	3 BEDROOMS	4.5 BATHS
TOTAL INTERIOR	3,851 Sq. Ft.	357.77 Sq. Mts.
TOTAL EXTERIOR	3,769 Sq. Ft.	350.15 Sq. Mts.
OVERALL TOTAL	7,620 Sq. Ft.	707.92 Sq. Mts.

1ST LEVEL

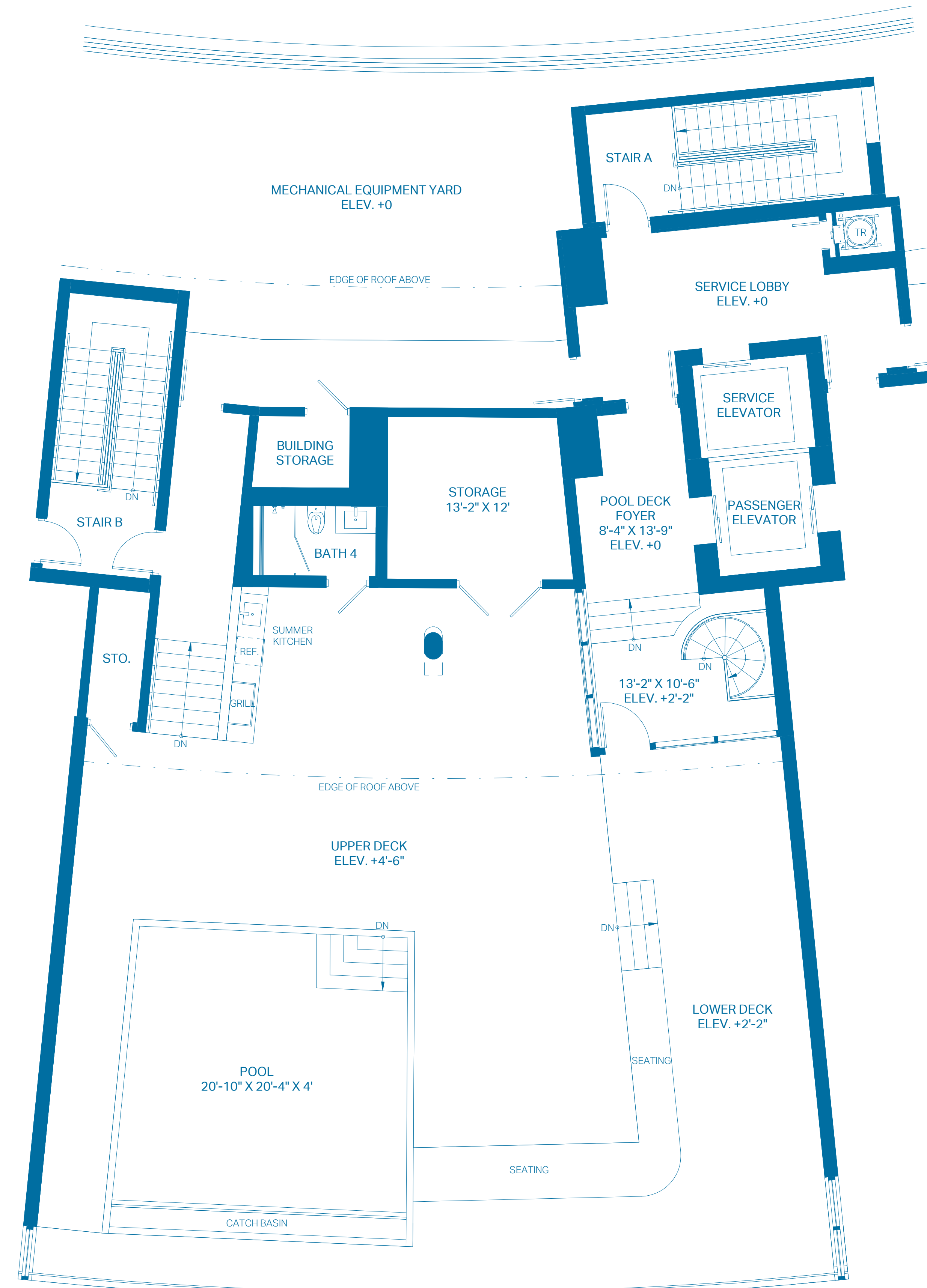
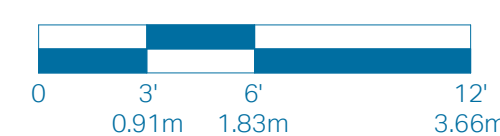
UNIT	3 BEDROOMS	3.5 BATHS
INTERIOR	3,246 Sq. Ft.	301.56 Sq. Mts.
OUTDOOR TERRACE	1,026 Sq. Ft.	95.32 Sq. Mts.
TOTAL	4,272 Sq. Ft.	396.88 Sq. Mts.

2ND LEVEL - POOL DECK

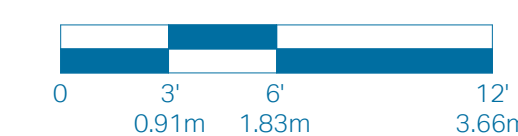
ROOF DECK	0 BEDROOMS	1 BATH
INTERIOR	605 Sq. Ft.	56.21 Sq. Mts.
OUTDOOR DECK	2,231 Sq. Ft.	207.27 Sq. Mts.
POOL	512 Sq. Ft.	47.57 Sq. Mts.
TOTAL	3,348 Sq. Ft.	311.05 Sq. Mts.



1ST LEVEL



2ND LEVEL - POOL DECK




ORAL REPRESENTATIONS CANNOT BE RELIED UPON AS CORRECTLY STATING THE REPRESENTATIONS OF THE DEVELOPER. FOR CORRECT REPRESENTATIONS, MAKE REFERENCE TO THIS BROCHURE AND TO THE DOCUMENTS REQUIRED BY SECTION 718.503, FLORIDA STATUTES, TO BE FURNISHED BY A DEVELOPER TO A BUYER OR LESSEE.

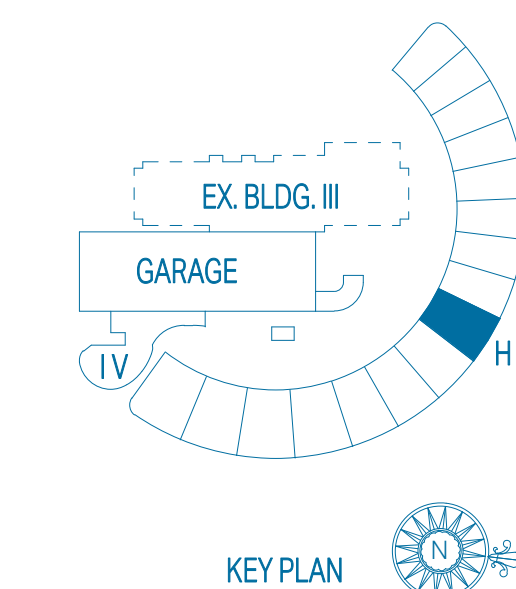
These floor plans are conceptual only and for ease of reference and should not be relied upon as a representation, express or implied, of the final detail, features or dimensions of any unit. All dimensions and configurations are for information purposes only and are subject to change without notice. All square footage totals are approximate, may vary due to construction and are subject to change without notice. The Developer expressly reserves the right to make any modifications, revisions and changes it deems desirable in its sole and absolute discretion or as may be required by law or government bodies. For more precise measurements, please refer to the Condominium drawings contained within the prospectus (Offering Circular).

The outdoor terraces (and pool if shown on this floor plan) are limited common elements reserved for the exclusive use of the unit. The limited common elements are not included in the unit area but are separately calculated.

Stated square footages and dimensions are measured to the exterior boundaries of the exterior walls and the centerline of interior demising walls between units and in fact vary from the square footage and dimensions that would be determined by using the description and definition of the "Unit" set forth in the declaration of condominium (which generally only includes the interior airspace between the perimeter walls and excludes all interior structural components and other common elements). This method is generally used in sales materials and is provided to allow a prospective buyer to compare the Units with units in other condominium projects that utilize the same method. Measurements of rooms set forth on this floor plan are generally taken at the farthest points of each given room (as if the room were a perfect rectangle), without regard for any cut-outs or variations. Accordingly, the area of the actual room will typically be smaller than the product obtained by multiplying the stated length and width. All dimensions are estimates that will vary with actual construction, and all floor plans, specifications and other development plans are subject to change and will not necessarily accurately reflect the final plans and specifications for the development.



THE MARKERS GROVE ISLE



PENTHOUSE H

UNIT TOTALS	3 BEDROOMS	4.5 BATHS
TOTAL INTERIOR	3,666 Sq. Ft.	340.58 Sq. Mts.
TOTAL EXTERIOR	3,721 Sq. Ft.	345.69 Sq. Mts.
OVERALL TOTAL	7,387 Sq. Ft.	686.27 Sq. Mts.

1ST LEVEL

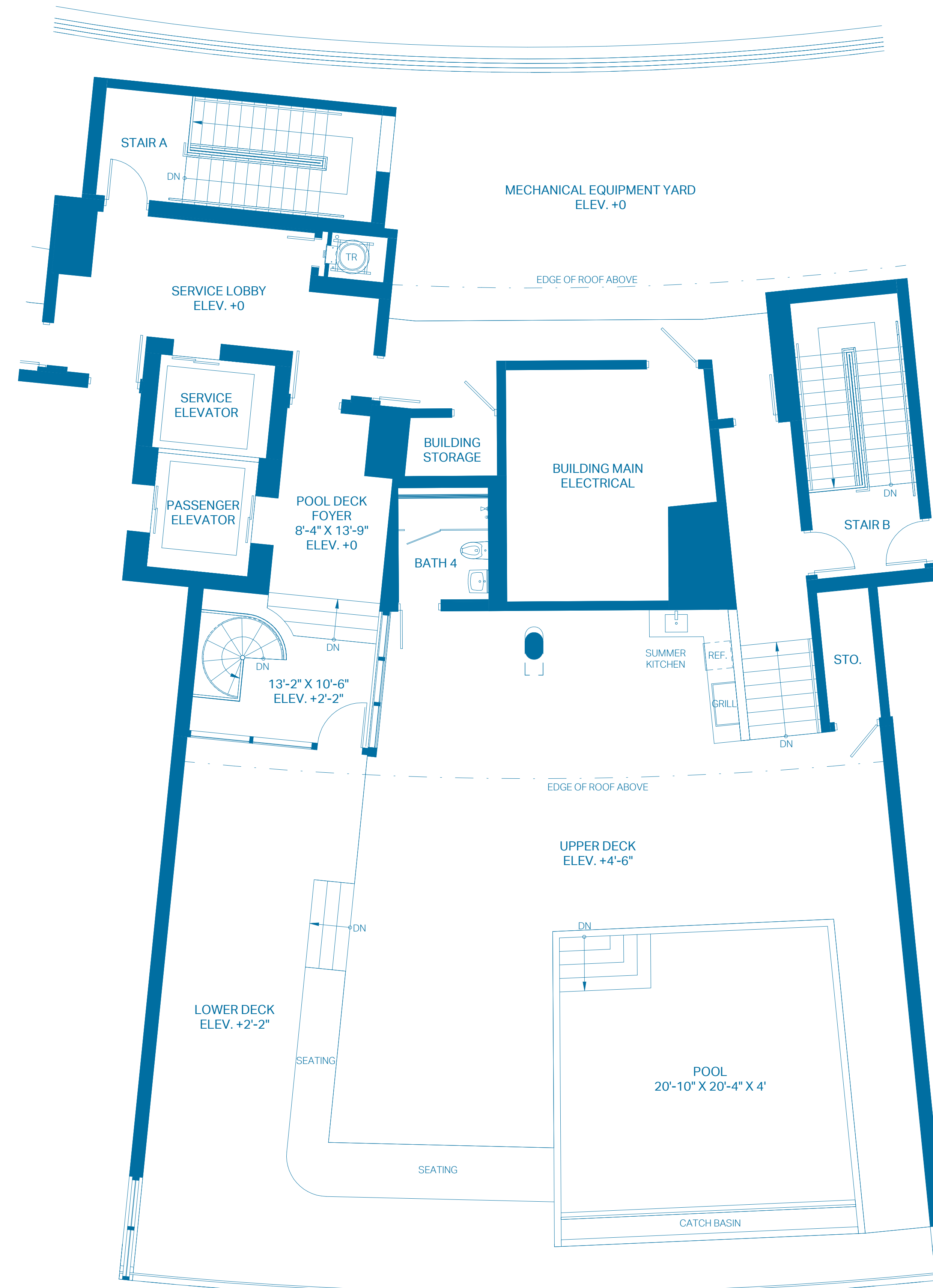
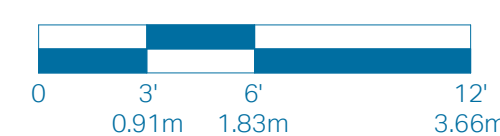
UNIT INTERIOR	3 BEDROOMS	3.5 BATHS
OUTDOOR TERRACE	3,243 Sq. Ft.	301.28 Sq. Mts.
TOTAL	1,026 Sq. Ft.	95.32 Sq. Mts.
TOTAL	4,269 Sq. Ft.	396.60 Sq. Mts.

2ND LEVEL - POOL DECK

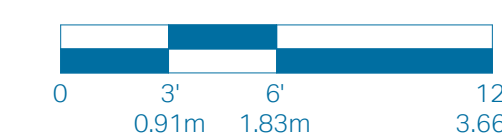
ROOF DECK	0 BEDROOMS	1 BATH
INTERIOR	423 Sq. Ft.	39.30 Sq. Mts.
OUTDOOR DECK	2,183 Sq. Ft.	202.81 Sq. Mts.
POOL	512 Sq. Ft.	47.57 Sq. Mts.
TOTAL	3,118 Sq. Ft.	289.68 Sq. Mts.



1ST LEVEL



2ND LEVEL - POOL DECK




ORAL REPRESENTATIONS CANNOT BE RELIED UPON AS CORRECTLY STATING THE REPRESENTATIONS OF THE DEVELOPER. FOR CORRECT REPRESENTATIONS, MAKE REFERENCE TO THIS BROCHURE AND TO THE DOCUMENTS REQUIRED BY SECTION 718.503, FLORIDA STATUTES, TO BE FURNISHED BY A DEVELOPER TO A BUYER OR LESSEE.

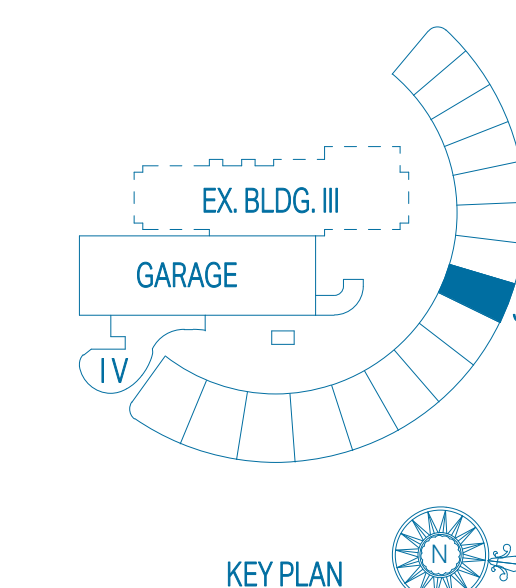
These floor plans are conceptual only and for ease of reference and should not be relied upon as a representation, express or implied, of the final detail, features or dimensions of any unit. All dimensions and configurations are for information purposes only and are subject to change without notice. The Developer expressly reserves the right to make any modifications, revisions and changes it deems desirable in its sole and absolute discretion or as may be required by law or government bodies. For more precise measurements, please refer to the Condominium drawings contained within the prospectus (Offering Circular).

The outdoor terraces (and pool if shown on this floor plan) are limited common elements reserved for the exclusive use of the unit. The limited common elements are not included in the unit area but are separately calculated.

Stated square footages and dimensions are measured to the exterior boundaries of the exterior walls and the centerline of interior demising walls between units and in fact vary from the square footage and dimensions that would be determined by using the description and definition of the "Unit" set forth in the declaration of condominium (which generally only includes the interior airspace between the perimeter walls and excludes all interior structural components and other common elements). This method is generally used in sales materials and is provided to allow a prospective buyer to compare the Units with units in other condominium projects that utilize the same method. Measurements of rooms set forth on this floor plan are generally taken at the farthest points of each given room (as if the room were a perfect rectangle), without regard for any cut outs or variations. Accordingly, the area of the actual room will typically be smaller than the product obtained by multiplying the stated length and width. All dimensions are estimates that will vary with actual construction, and all floor plans, specifications and other development plans are subject to change and will not necessarily accurately reflect the final plans and specifications for the development.



THE MARKERS GROVE ISLE



PENTHOUSE J

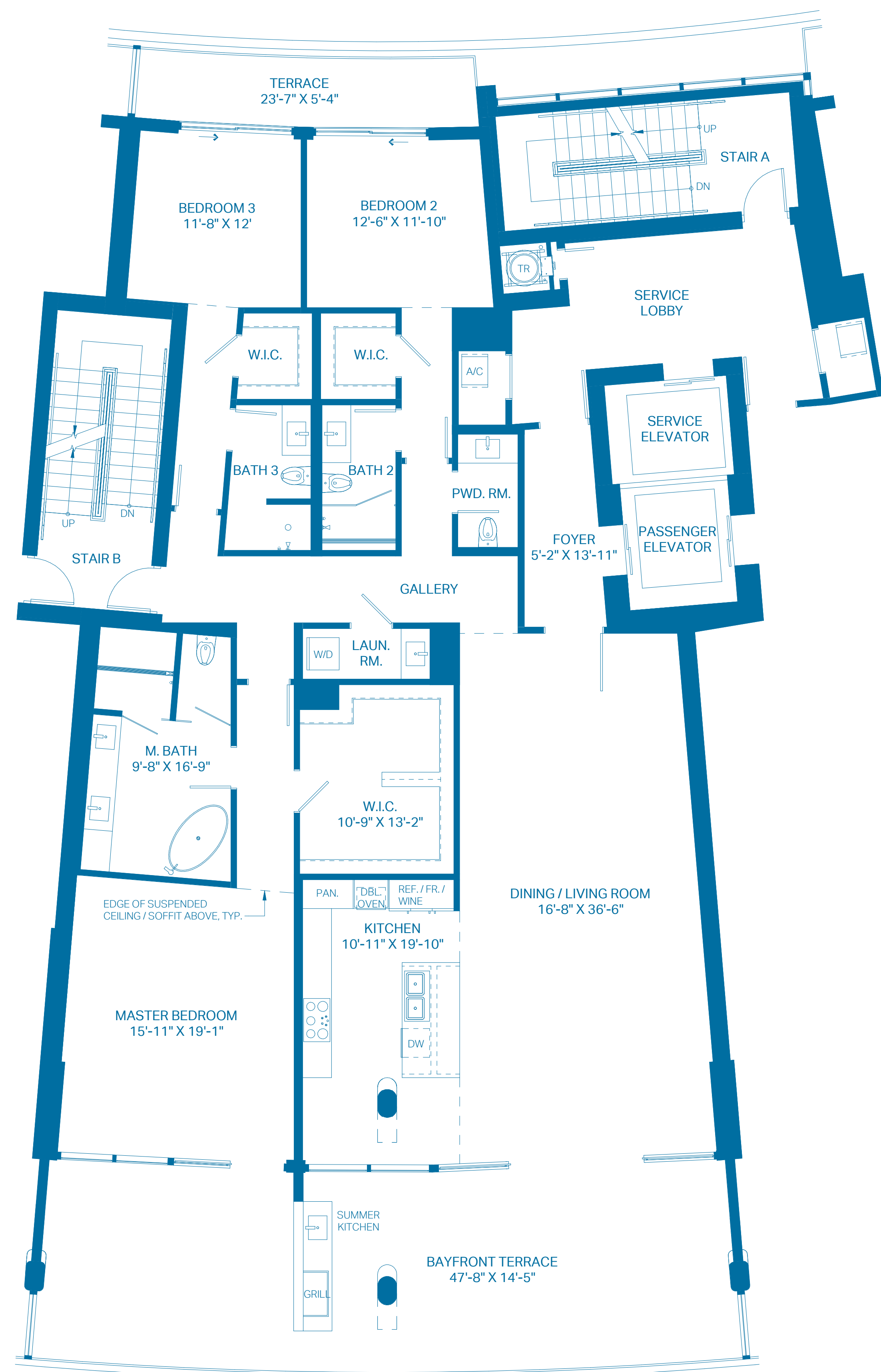
UNIT TOTALS	3 BEDROOMS	4.5 BATHS
TOTAL INTERIOR	3,055 Sq. Ft.	283.82 Sq. Mts.
TOTAL EXTERIOR	3,124 Sq. Ft.	290.23 Sq. Mts.
OVERALL TOTAL	6,179 Sq. Ft.	574.05 Sq. Mts.

1ST LEVEL

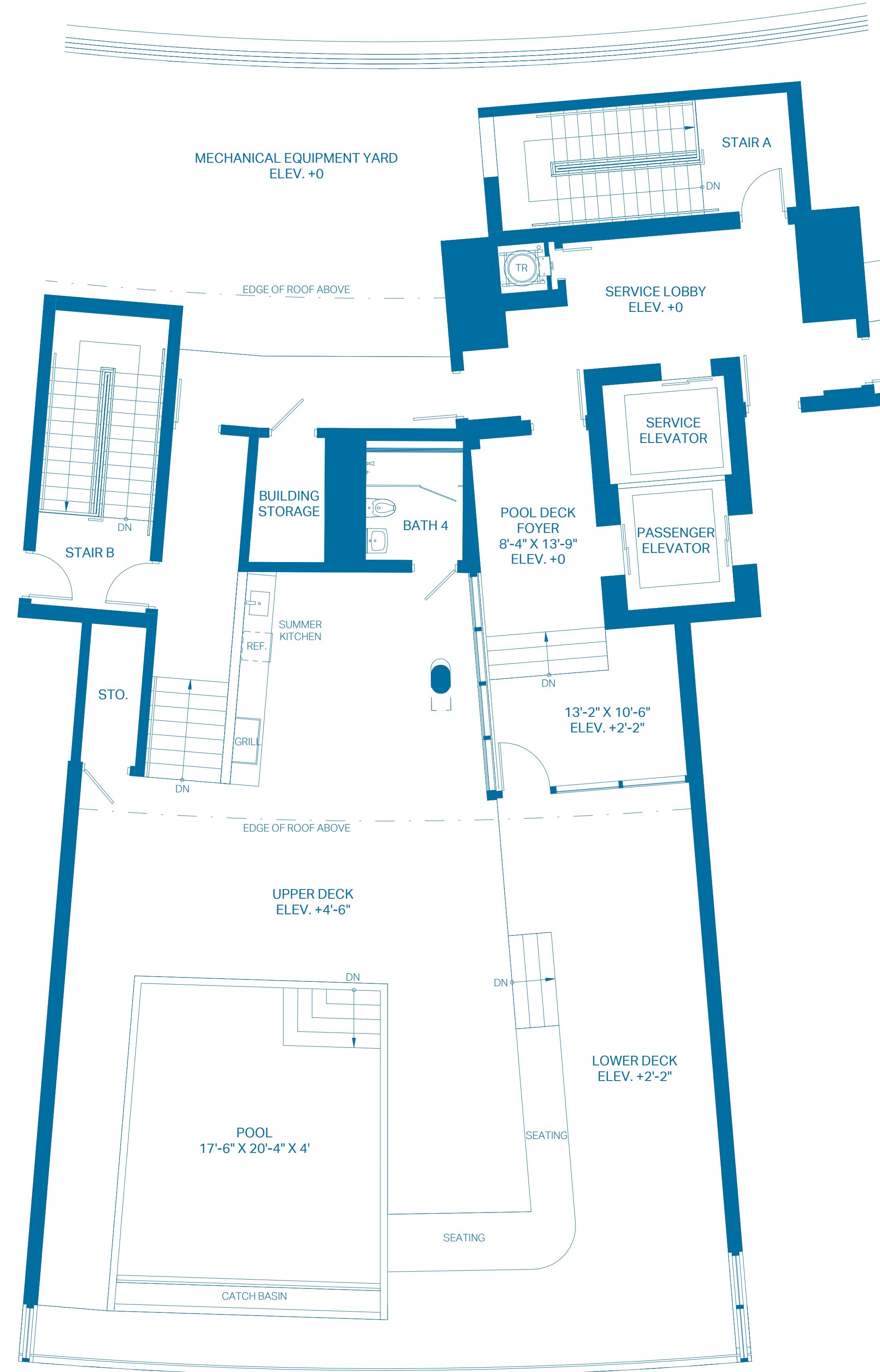
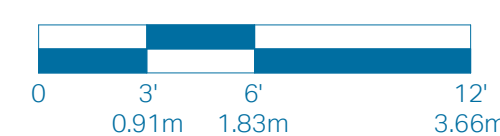
UNIT INTERIOR	3 BEDROOMS	3.5 BATHS
OUTDOOR TERRACE	2,627 Sq. Ft.	244.06 Sq. Mts.
TOTAL	834 Sq. Ft.	77.48 Sq. Mts.

2ND LEVEL - POOL DECK

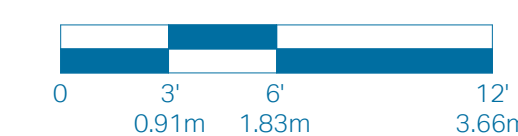
ROOF DECK	0 BEDROOMS	1 BATH
INTERIOR	428 Sq. Ft.	39.76 Sq. Mts.
OUTDOOR DECK	1,857 Sq. Ft.	172.52 Sq. Mts.
POOL	433 Sq. Ft.	40.23 Sq. Mts.
TOTAL	2,718 Sq. Ft.	252.51 Sq. Mts.



1ST LEVEL



2ND LEVEL - POOL DECK




ORAL REPRESENTATIONS CANNOT BE RELIED UPON AS CORRECTLY STATING THE REPRESENTATIONS OF THE DEVELOPER. FOR CORRECT REPRESENTATIONS, MAKE REFERENCE TO THIS BROCHURE AND TO THE DOCUMENTS REQUIRED BY SECTION 718.503, FLORIDA STATUTES, TO BE FURNISHED BY A DEVELOPER TO A BUYER OR LESSEE.

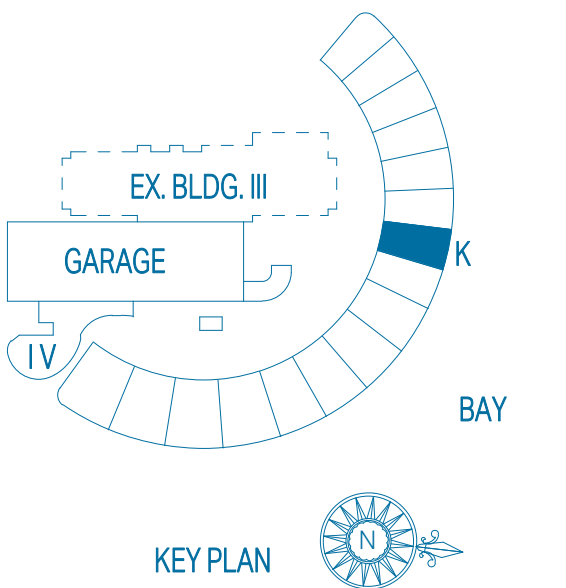
These floor plans are conceptual only and for ease of reference and should not be relied upon as a representation, express or implied, of the final detail, features or dimensions of any unit. All dimensions and configurations are for information purposes only and are subject to change without notice. The Developer expressly reserves the right to make any modifications, revisions and changes it deems desirable in its sole and absolute discretion or as may be required by law or government bodies. For more precise measurements, please refer to the Condominium drawings contained within the prospectus (Offering Circular).

The outdoor terraces (and pool if shown on this floor plan) are limited common elements reserved for the exclusive use of the unit. The limited common elements are not included in the unit area but are separately calculated.

Stated square footages and dimensions are measured to the exterior boundaries of the exterior walls and the centerline of interior demising walls between units and in fact vary from the square footage and dimensions that would be determined by using the description and definition of the "Unit" set forth in the declaration of condominium (which generally only includes the interior airspace between the perimeter walls and excludes all interior structural components and other common elements). This method is generally used in sales materials and is provided to allow a prospective buyer to compare the Units with units in other condominium projects that utilize the same method. Measurements of rooms set forth on this floor plan are generally taken at the farthest points of each given room (as if the room were a perfect rectangle), without regard for any cut-outs or variations. Accordingly, the area of the actual room will typically be smaller than the product obtained by multiplying the stated length and width. All dimensions are estimates that will vary with actual construction, and all floor plans, specifications and other development plans are subject to change and will not necessarily accurately reflect the final plans and specifications for the development.



THE MARKERS GROVE ISLE



PENTHOUSE K

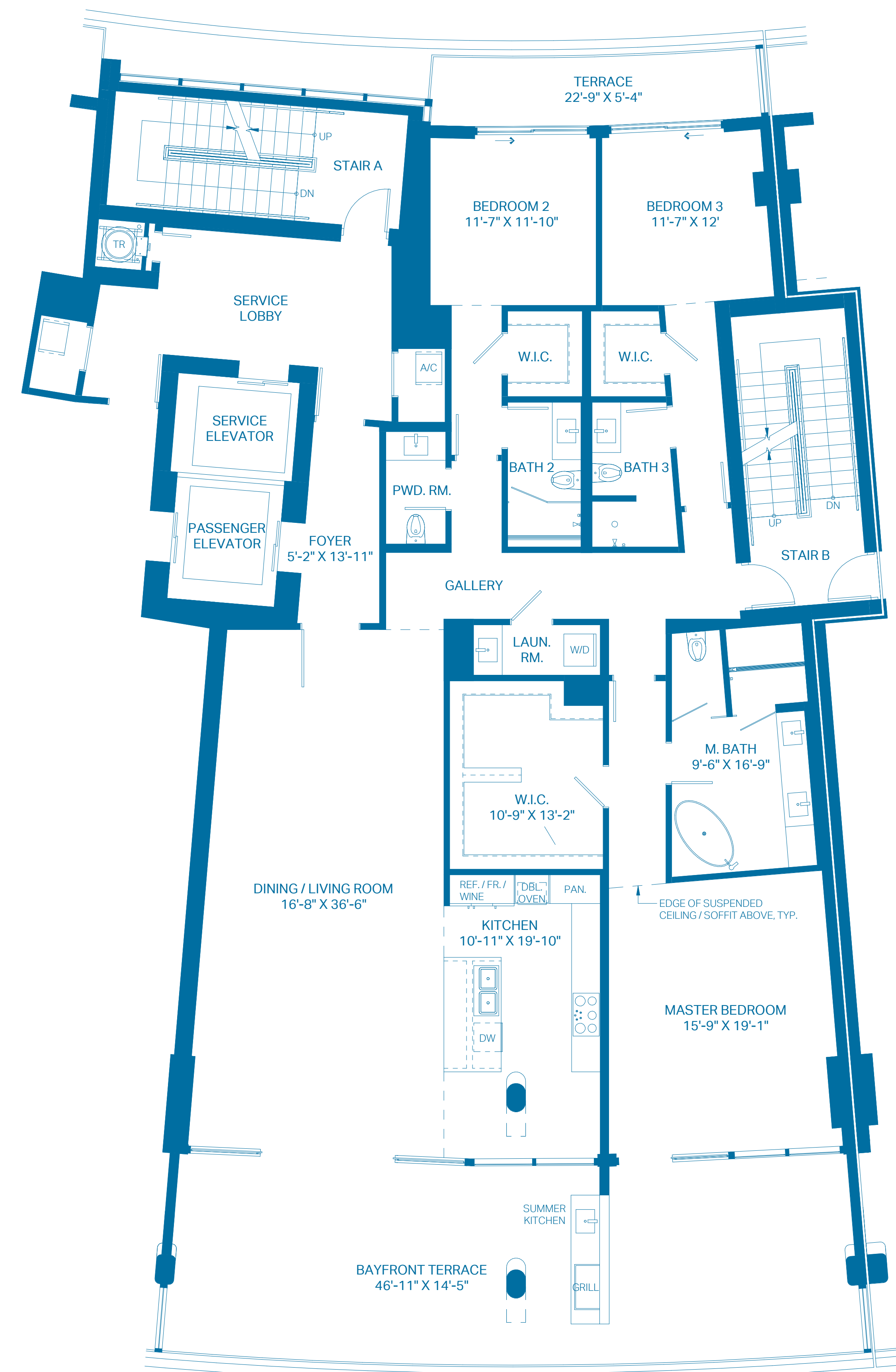
UNIT TOTALS	3 BEDROOMS	4.5 BATHS
TOTAL INTERIOR	3,049 Sq. Ft.	283.26 Sq. Mts.
TOTAL EXTERIOR	3,092 Sq. Ft.	287.26 Sq. Mts.
OVERALL TOTAL	6,141 Sq. Ft.	570.52 Sq. Mts.

1ST LEVEL

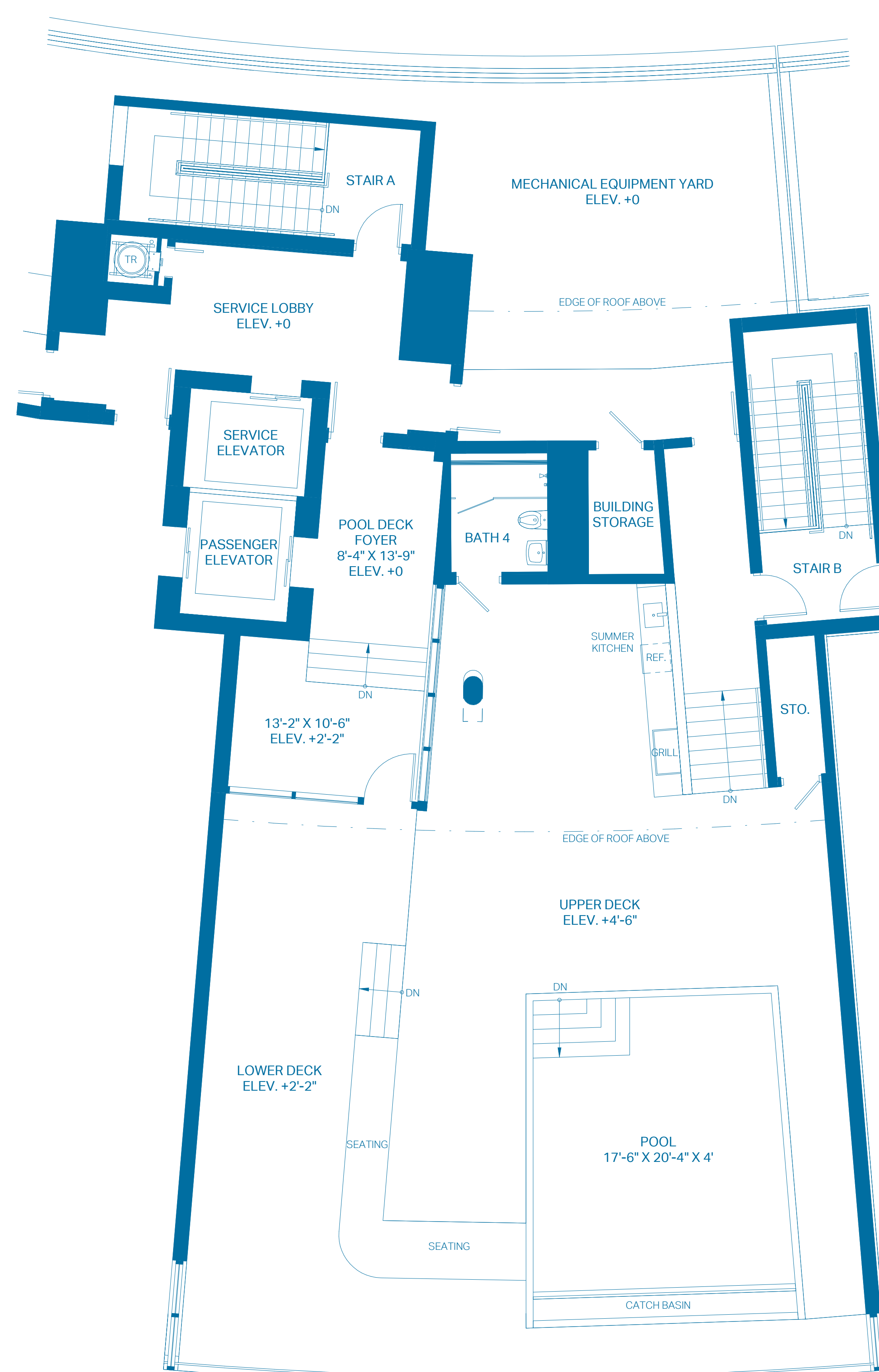
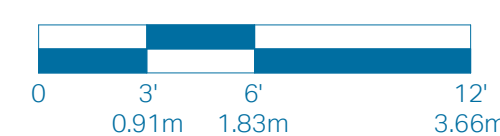
UNIT INTERIOR	3 BEDROOMS	3.5 BATHS
OUTDOOR TERRACE	2,621 Sq. Ft.	243.50 Sq. Mts.
TOTAL	826 Sq. Ft.	76.74 Sq. Mts.

2ND LEVEL - POOL DECK

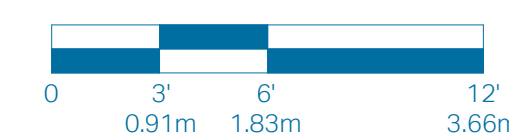
ROOF DECK	0 BEDROOMS	1 BATH
INTERIOR	428 Sq. Ft.	39.76 Sq. Mts.
OUTDOOR DECK	1,833 Sq. Ft.	170.29 Sq. Mts.
POOL	433 Sq. Ft.	40.23 Sq. Mts.
TOTAL	2,694 Sq. Ft.	250.28 Sq. Mts.



1ST LEVEL



2ND LEVEL - POOL DECK




ORAL REPRESENTATIONS CANNOT BE RELIED UPON AS CORRECTLY STATING THE REPRESENTATIONS OF THE DEVELOPER. FOR CORRECT REPRESENTATIONS, MAKE REFERENCE TO THIS BROCHURE AND TO THE DOCUMENTS REQUIRED BY SECTION 718.503, FLORIDA STATUTES, TO BE FURNISHED BY A DEVELOPER TO A BUYER OR LESSEE.

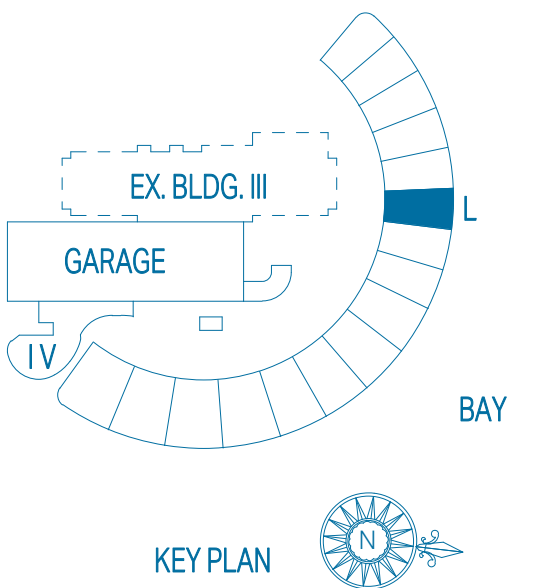
These floor plans are conceptual only and for ease of reference and should not be relied upon as a representation, express or implied, of the final detail, features or dimensions of any unit. All dimensions and configurations are for information purposes only and are subject to change without notice. The Developer expressly reserves the right to make any modifications, revisions and changes it deems desirable in its sole and absolute discretion or as may be required by law or government bodies. For more precise measurements, please refer to the Condominium drawings contained within the prospectus (Offering Circular).

The outdoor terraces (and pool if shown on this floor plan) are limited common elements reserved for the exclusive use of the unit. The limited common elements are not included in the unit area but are separately calculated.

Stated square footages and dimensions are measured to the exterior boundaries of the exterior walls and the centerline of interior demising walls between units and in fact vary from the square footage and dimensions that would be determined by using the description and definition of the "Unit" set forth in the declaration of condominium (which generally only includes the interior airspace between the perimeter walls and excludes all interior structural components and other common elements). This method is generally used in sales materials and is provided to allow a prospective buyer to compare the Units with units in other condominium projects that utilize the same method. Measurements of rooms set forth on this floor plan are generally taken at the farthest points of each given room (as if the room were a perfect rectangle), without regard for any cut-outs or variations. Accordingly, the area of the actual room will typically be smaller than the product obtained by multiplying the stated length and width. All dimensions are estimates that will vary with actual construction, and all floor plans, specifications and other development plans are subject to change and will not necessarily accurately reflect the final plans and specifications for the development.



THE MARKERS GROVE ISLE



PENTHOUSE L

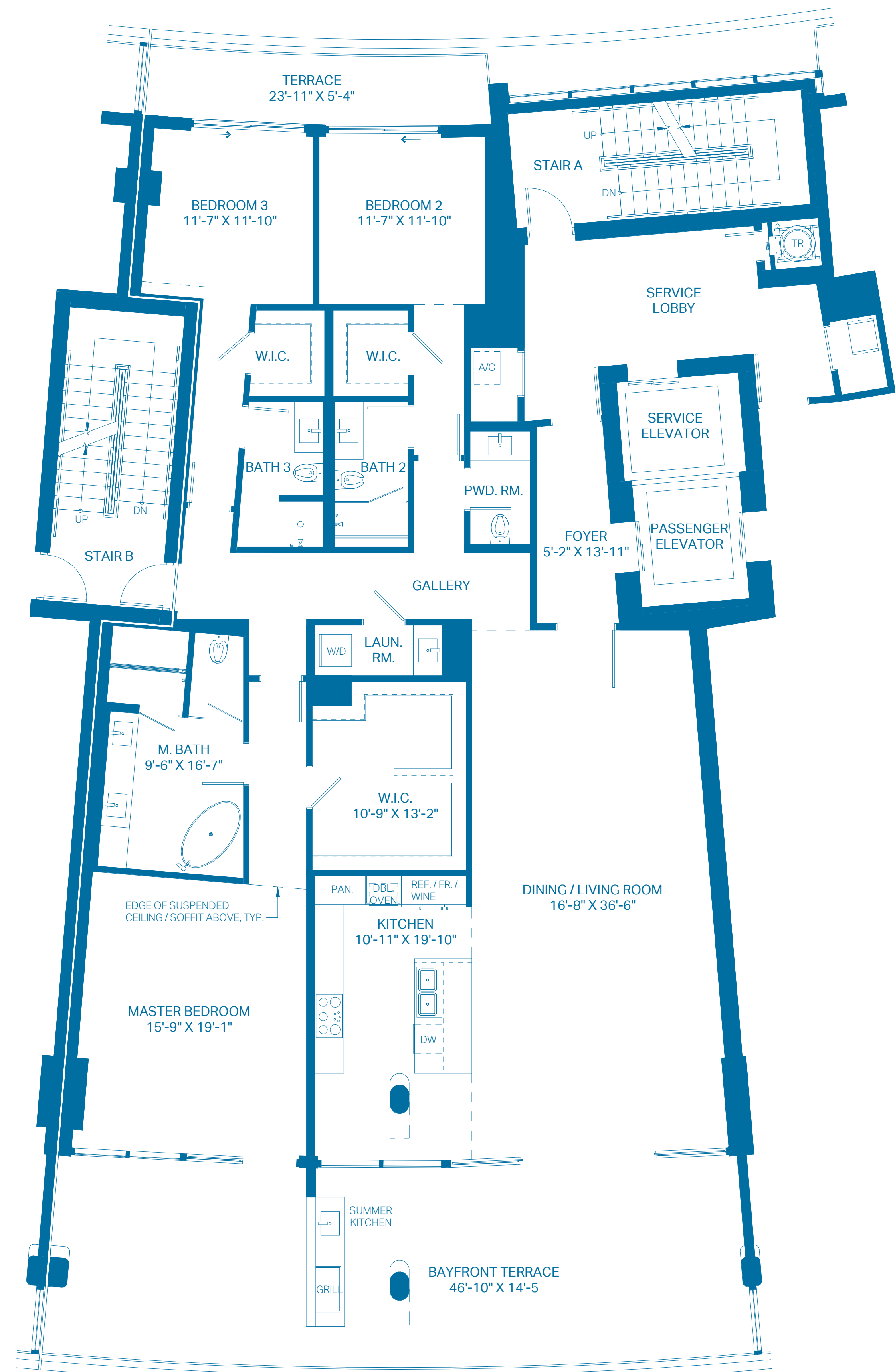
UNIT TOTALS	3 BEDROOMS	4.5 BATHS
TOTAL INTERIOR	3,049 Sq. Ft.	283.26 Sq. Mts.
TOTAL EXTERIOR	3,156 Sq. Ft.	293.20 Sq. Mts.
OVERALL TOTAL	6,205 Sq. Ft.	576.46 Sq. Mts.

1ST LEVEL

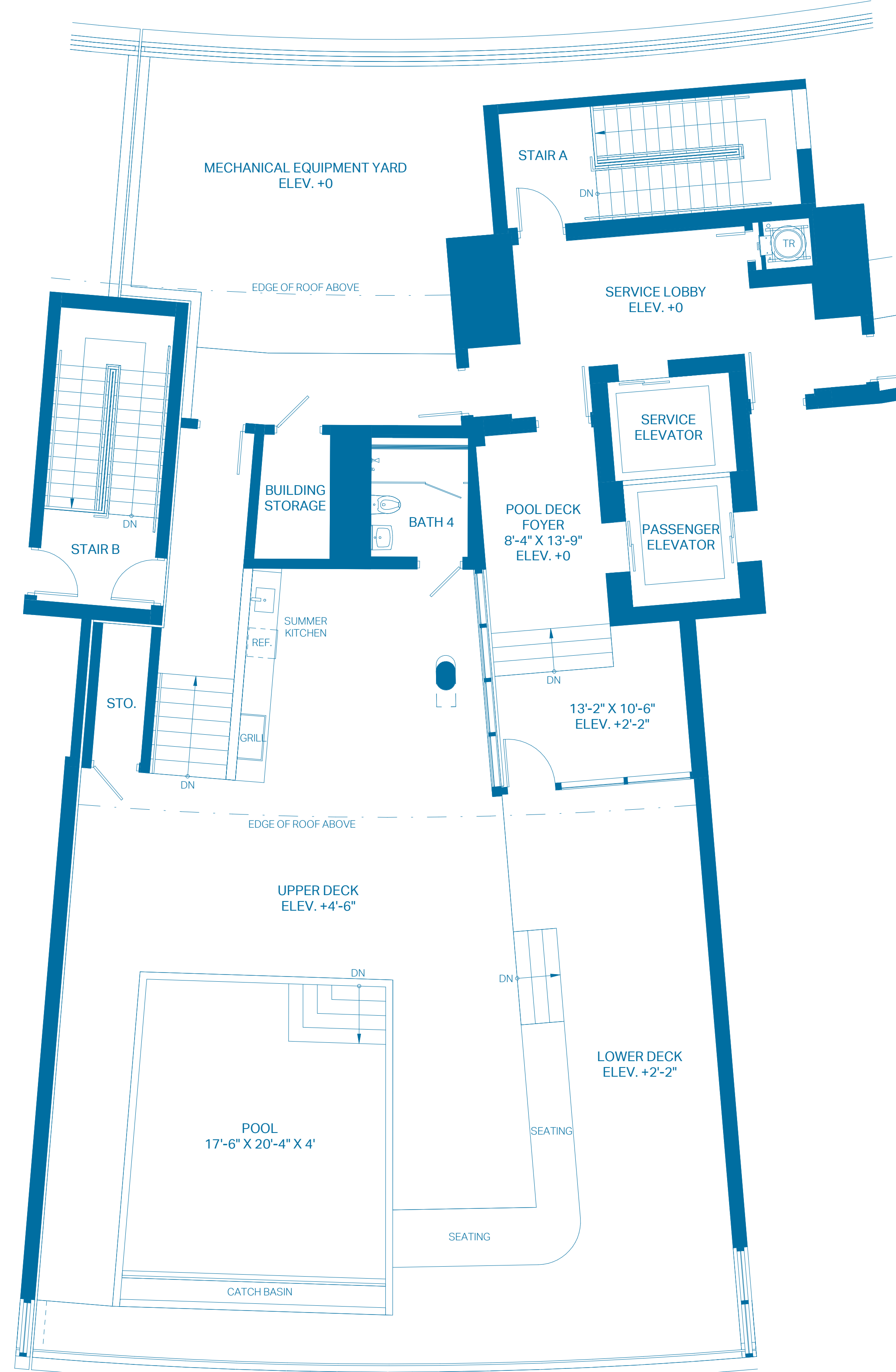
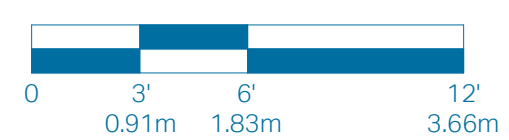
UNIT INTERIOR	3 BEDROOMS	3.5 BATHS
OUTDOOR TERRACE	2,621 Sq. Ft.	243.50 Sq. Mts.
TOTAL	842 Sq. Ft.	78.22 Sq. Mts.
TOTAL	3,463 Sq. Ft.	321.72 Sq. Mts.

2ND LEVEL - POOL DECK

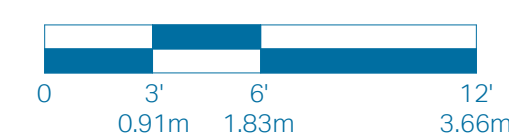
ROOF DECK	0 BEDROOMS	1 BATH
INTERIOR	428 Sq. Ft.	39.76 Sq. Mts.
OUTDOOR DECK	1,881 Sq. Ft.	174.75 Sq. Mts.
POOL	433 Sq. Ft.	40.23 Sq. Mts.
TOTAL	2,742 Sq. Ft.	254.74 Sq. Mts.



1ST LEVEL



2ND LEVEL - POOL DECK




ORAL REPRESENTATIONS CANNOT BE RELIED UPON AS CORRECTLY STATING THE REPRESENTATIONS OF THE DEVELOPER. FOR CORRECT REPRESENTATIONS, MAKE REFERENCE TO THIS BROCHURE AND TO THE DOCUMENTS REQUIRED BY SECTION 718.503, FLORIDA STATUTES, TO BE FURNISHED BY A DEVELOPER TO A BUYER OR LESSEE.

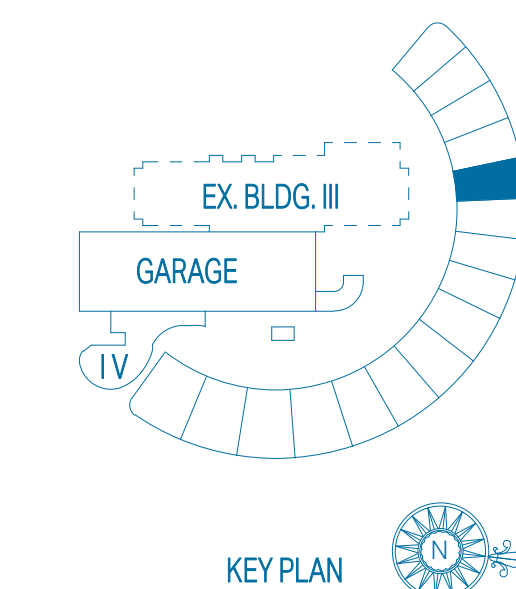
These floor plans are conceptual only and for ease of reference and should not be relied upon as a representation, express or implied, of the final detail, features or dimensions of any unit. All dimensions and configurations are for information purposes only and are subject to change without notice. All square footage totals are approximate, may vary due to construction and are subject to change without notice. The Developer expressly reserves the right to make any modifications, revisions and changes it deems desirable in its sole and absolute discretion or as may be required by law or government bodies. For more precise measurements, please refer to the Condominium drawings contained within the prospectus (Offering Circular).

The outdoor terraces (and pool if shown on this floor plan) are limited common elements reserved for the exclusive use of the unit. The limited common elements are not included in the unit area but are separately calculated.

Stated square footages and dimensions are measured to the exterior boundaries of the exterior walls and the centerline of interior demising walls between units and in fact vary from the square footage and dimensions that would be determined by using the description and definition of the "Unit" set forth in the declaration of condominium (which generally only includes the interior airspace between the perimeter walls and excludes all interior structural components and other common elements). This method is generally used in sales materials and is provided to allow a prospective buyer to compare the Units with units in other condominium projects that utilize the same method. Measurements of rooms set forth on this floor plan are generally taken at the farthest points of each given room (as if the room were a perfect rectangle), without regard for any cut-outs or variations. Accordingly, the area of the actual room will typically be smaller than the product obtained by multiplying the stated length and width. All dimensions are estimates that will vary with actual construction, and all floor plans, specifications and other development plans are subject to change and will not necessarily accurately reflect the final plans and specifications for the development.



THE MARKERS GROVE ISLE



PENTHOUSE M

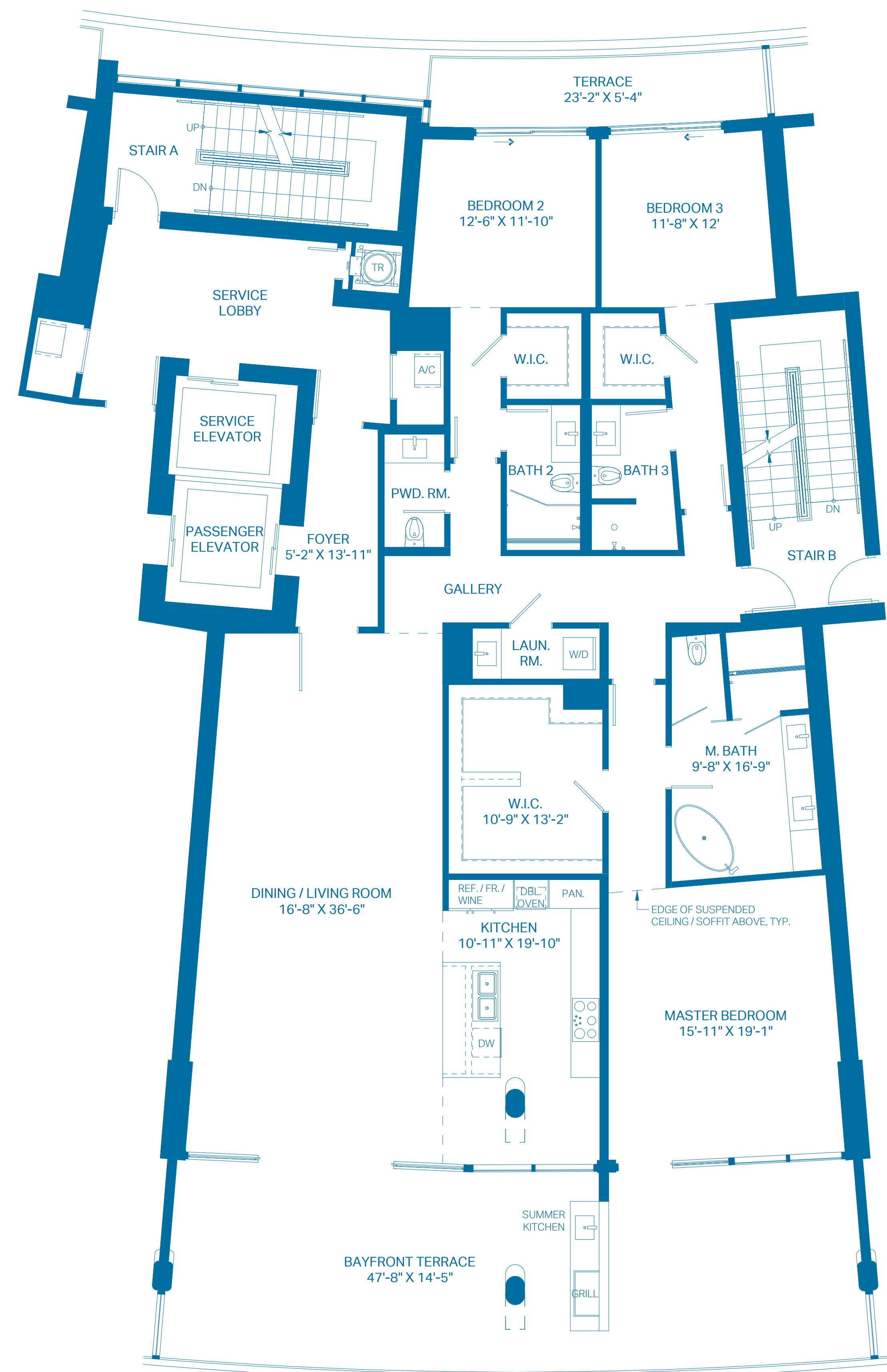
UNIT TOTALS	3 BEDROOMS	4.5 BATHS
TOTAL INTERIOR	3,055 Sq. Ft.	283.82 Sq. Mts.
TOTAL EXTERIOR	3,124 Sq. Ft.	290.23 Sq. Mts.
OVERALL TOTAL	6,179 Sq. Ft.	574.05 Sq. Mts.

1ST LEVEL

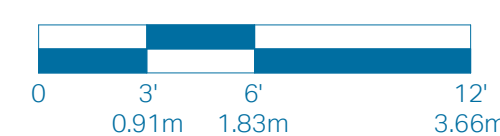
UNIT INTERIOR	3 BEDROOMS	3.5 BATHS
OUTDOOR TERRACE	2,627 Sq. Ft.	244.06 Sq. Mts.
TOTAL	834 Sq. Ft.	77.48 Sq. Mts.
TOTAL	3,461 Sq. Ft.	321.54 Sq. Mts.

2ND LEVEL - POOL DECK

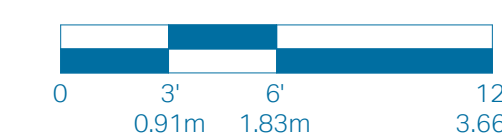
ROOF DECK INTERIOR	0 BEDROOMS	1 BATH
OUTDOOR DECK	428 Sq. Ft.	39.76 Sq. Mts.
POOL	1,857 Sq. Ft.	172.52 Sq. Mts.
TOTAL	433 Sq. Ft.	40.23 Sq. Mts.
TOTAL	2,718 Sq. Ft.	252.51 Sq. Mts.



1ST LEVEL



2ND LEVEL - POOL DECK




ORAL REPRESENTATIONS CANNOT BE RELIED UPON AS CORRECTLY STATING THE REPRESENTATIONS OF THE DEVELOPER. FOR CORRECT REPRESENTATIONS, MAKE REFERENCE TO THIS BROCHURE AND TO THE DOCUMENTS REQUIRED BY SECTION 718.503, FLORIDA STATUTES, TO BE FURNISHED BY A DEVELOPER TO A BUYER OR LESSEE.

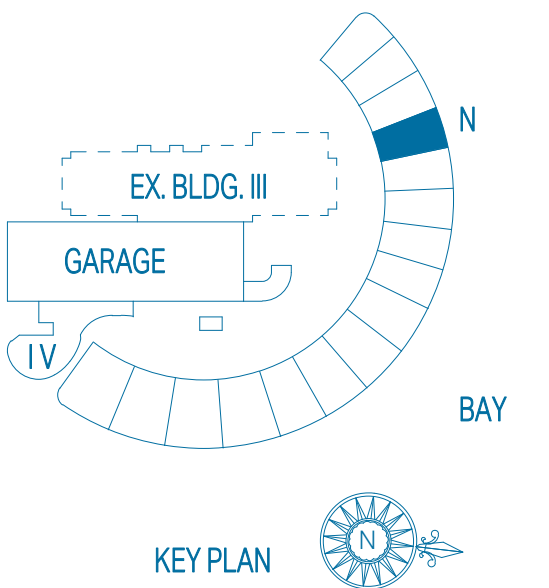
These floor plans are conceptual only and for ease of reference and should not be relied upon as a representation, express or implied, of the final detail, features or dimensions of any unit. All dimensions and configurations are for information purposes only and are subject to change without notice. The Developer expressly reserves the right to make any modifications, revisions and changes it deems desirable in its sole and absolute discretion or as may be required by law or government bodies. For more precise measurements, please refer to the Condominium drawings contained within the prospectus (Offering Circular).

The outdoor terraces (and pool if shown on this floor plan) are limited common elements reserved for the exclusive use of the unit. The limited common elements are not included in the unit area but are separately calculated.

Stated square footages and dimensions are measured to the exterior boundaries of the exterior walls and the centerline of interior demising walls between units and in fact vary from the square footage and dimensions that would be determined by using the description and definition of the "Unit" set forth in the declaration of condominium (which generally only includes the interior airspace between the perimeter walls and excludes all interior structural components and other common elements). This method is generally used in sales materials and is provided to allow a prospective buyer to compare the Units with units in other condominium projects that utilize the same method. Measurements of rooms set forth on this floor plan are generally taken at the farthest points of each given room (as if the room were a perfect rectangle), without regard for any cut-outs or variations. Accordingly, the area of the actual room will typically be smaller than the product obtained by multiplying the stated length and width. All dimensions are estimates that will vary with actual construction, and all floor plans, specifications and other development plans are subject to change and will not necessarily accurately reflect the final plans and specifications for the development.



THE MARKERS GROVE ISLE



PENTHOUSE N

UNIT TOTALS	3 BEDROOMS	4.5 BATHS
TOTAL INTERIOR	3,049 Sq. Ft.	283.26 Sq. Mts.
TOTAL EXTERIOR	3,124 Sq. Ft.	290.23 Sq. Mts.
OVERALL TOTAL	6,173 Sq. Ft.	573.49 Sq. Mts.

1ST LEVEL

UNIT INTERIOR	3 BEDROOMS	3.5 BATHS
OUTDOOR TERRACE	2,621 Sq. Ft.	243.50 Sq. Mts.
TOTAL	834 Sq. Ft.	77.48 Sq. Mts.
TOTAL	3,455 Sq. Ft.	320.98 Sq. Mts.

2ND LEVEL - POOL DECK

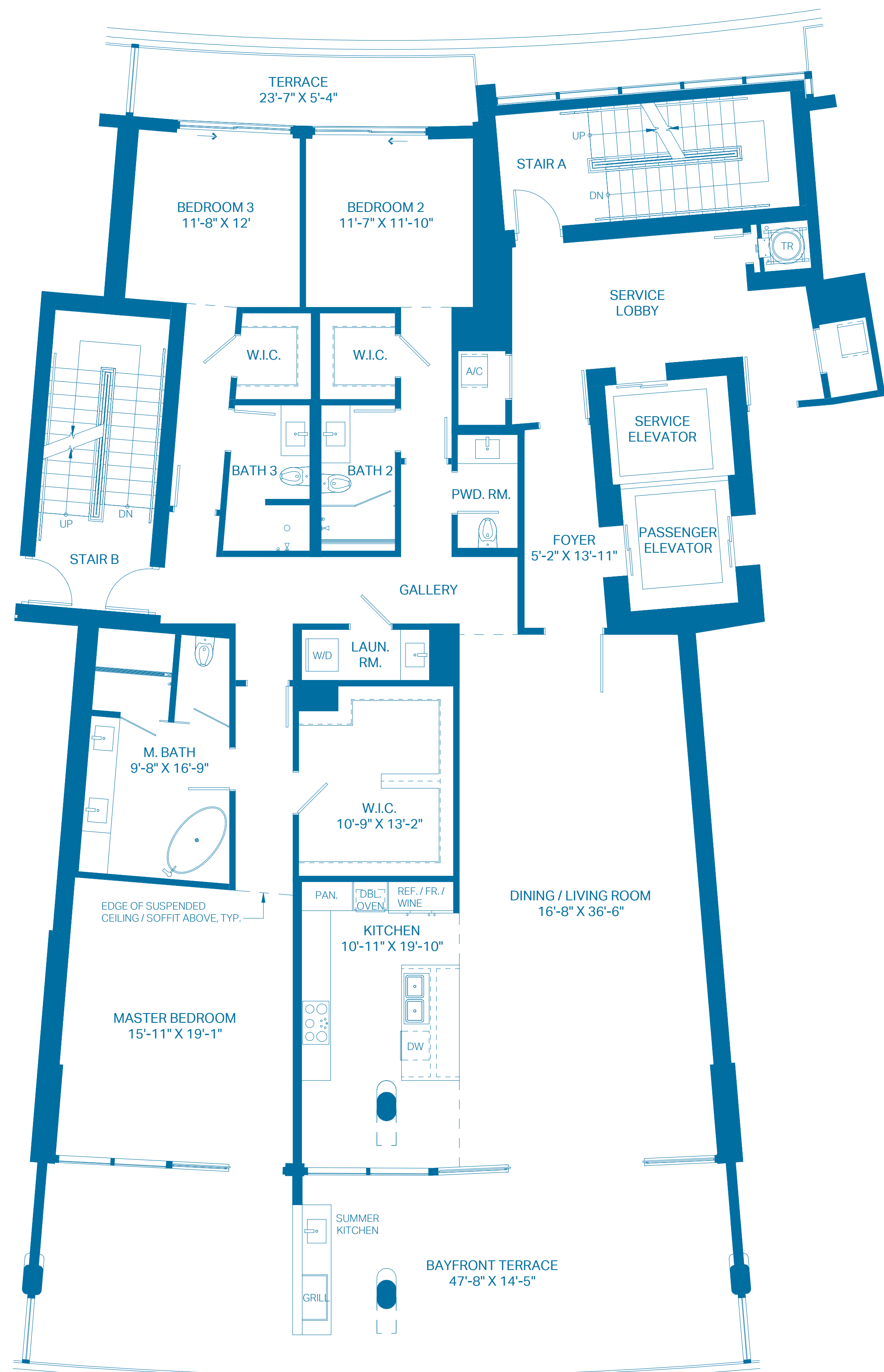
ROOF DECK	0 BEDROOMS	1 BATH
INTERIOR	428 Sq. Ft.	39.76 Sq. Mts.
OUTDOOR DECK	1,857 Sq. Ft.	172.52 Sq. Mts.
POOL	433 Sq. Ft.	40.23 Sq. Mts.
TOTAL	2,718 Sq. Ft.	252.51 Sq. Mts.

ORAL REPRESENTATIONS CANNOT BE RELIED UPON AS CORRECTLY STATING THE REPRESENTATIONS OF THE DEVELOPER. FOR CORRECT REPRESENTATIONS, MAKE REFERENCE TO THIS BROCHURE AND TO THE DOCUMENTS REQUIRED BY SECTION 718.503, FLORIDA STATUTES, TO BE FURNISHED BY A DEVELOPER TO A BUYER OR LESSEE.

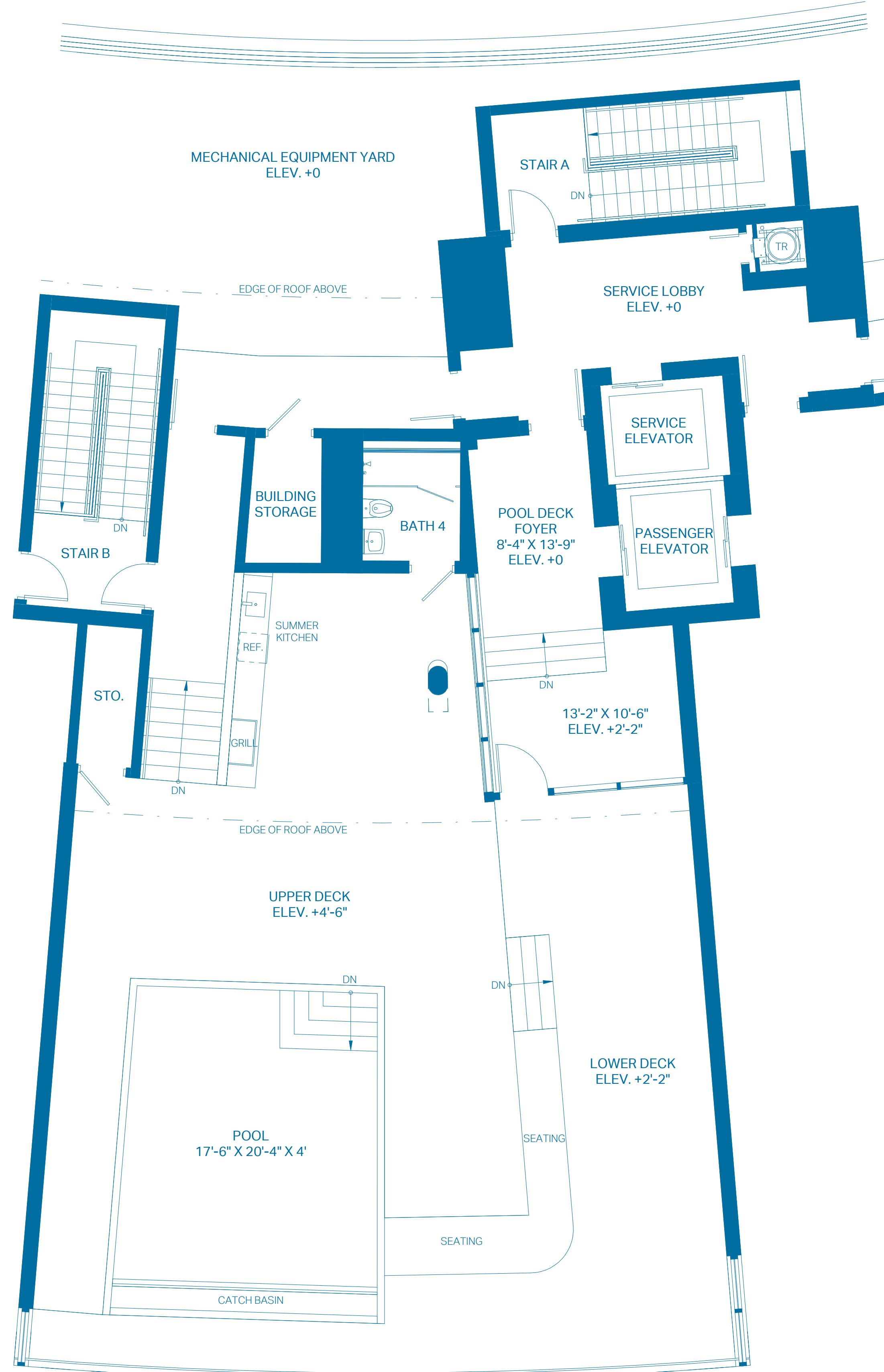
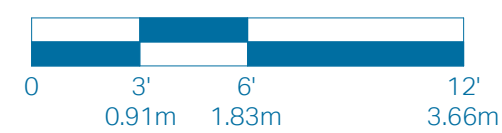
These floor plans are conceptual only and for ease of reference and should not be relied upon as a representation, express or implied, of the final detail, features or dimensions of any unit. All dimensions and configurations are for information purposes only and are subject to change without notice. The Developer expressly reserves the right to make any modifications, revisions and changes it deems desirable in its sole and absolute discretion or as may be required by law or government bodies. For more precise measurements, please refer to the Condominium drawings contained within the prospectus (Offering Circular).

The outdoor terraces (and pool if shown on this floor plan) are limited common elements reserved for the exclusive use of the unit. The limited common elements are not included in the unit area but are separately calculated.

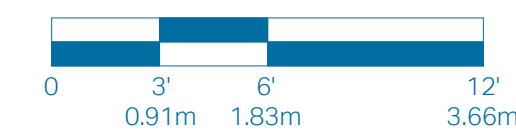
Stated square footages and dimensions are measured to the exterior boundaries of the exterior walls and the centerline of interior demising walls between units and in fact vary from the square footage and dimensions that would be determined by using the description and definition of the "Unit" set forth in the declaration of condominium (which generally only includes the interior airspace between the perimeter walls and excludes all interior structural components and other common elements). This method is generally used in sales materials and is provided to allow a prospective buyer to compare the Units with units in other condominium projects that utilize the same method. Measurements of rooms set forth on this floor plan are generally taken at the farthest points of each given room (as if the room were a perfect rectangle), without regard for any cut-outs or variations. Accordingly, the area of the actual room will typically be smaller than the product obtained by multiplying the stated length and width. All dimensions are estimates that will vary with actual construction, and all floor plans, specifications and other development plans are subject to change and will not necessarily accurately reflect the final plans and specifications for the development.




1ST LEVEL

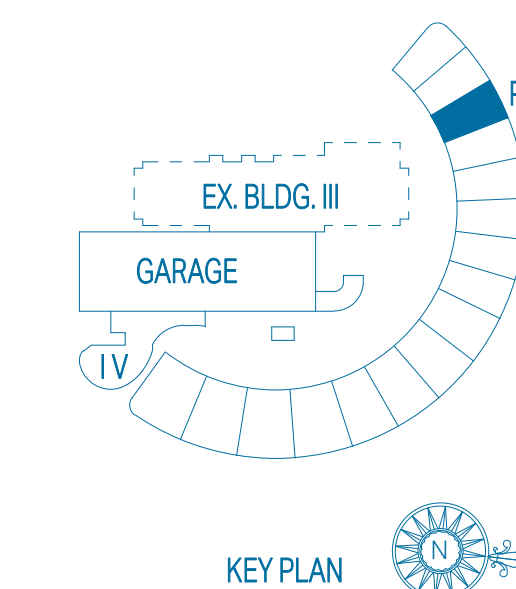


2ND LEVEL - POOL DECK





THE MARKERS GROVE ISLE



PENTHOUSE P

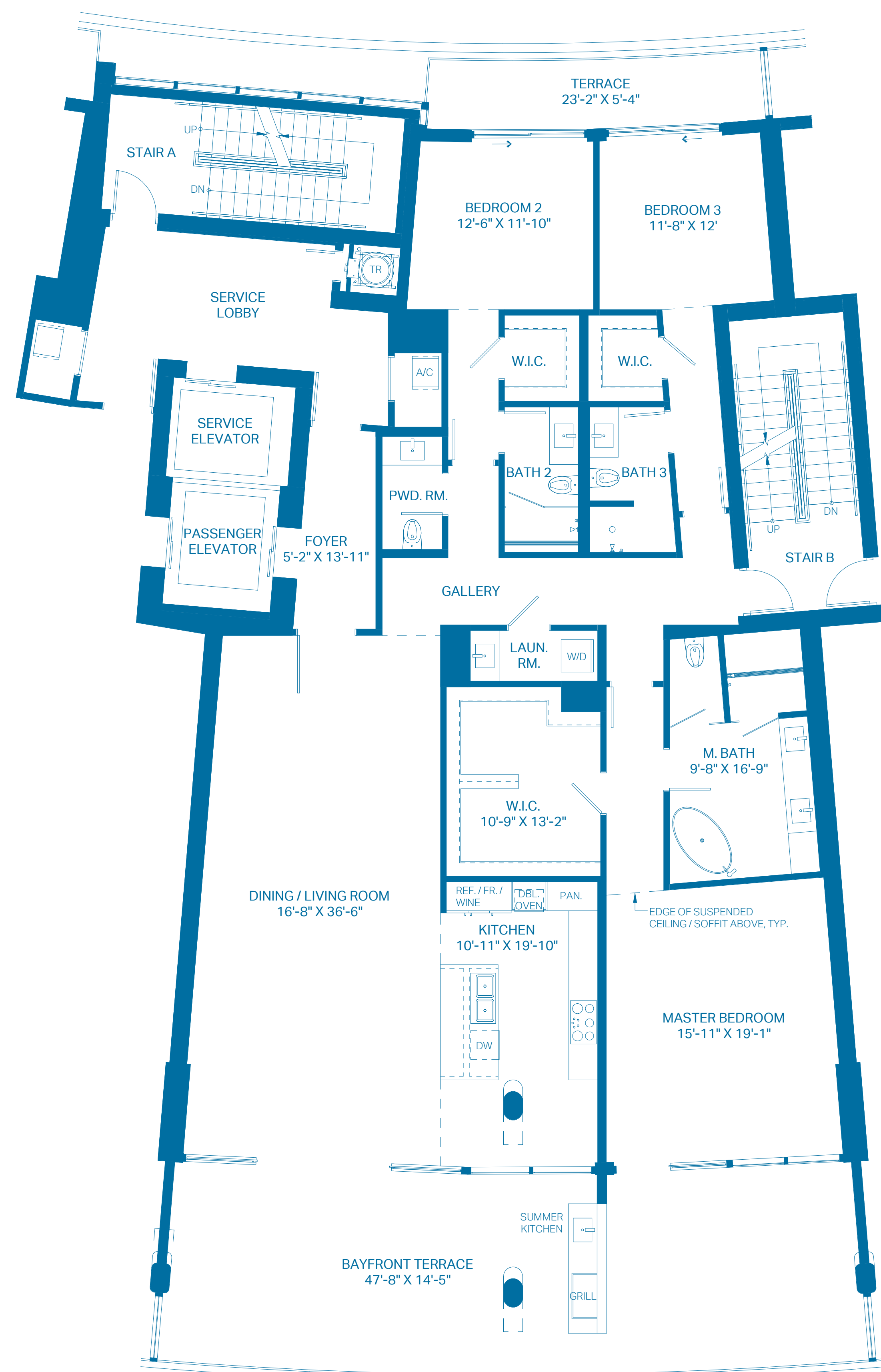
UNIT TOTALS	3 BEDROOMS	4.5 BATHS
TOTAL INTERIOR	3,055 Sq. Ft.	283.82 Sq. Mts.
TOTAL EXTERIOR	3,124 Sq. Ft.	290.23 Sq. Mts.
OVERALL TOTAL	6,179 Sq. Ft.	574.05 Sq. Mts.

1ST LEVEL

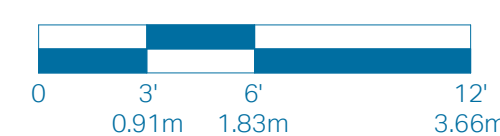
UNIT	3 BEDROOMS	3.5 BATHS
INTERIOR	2,627 Sq. Ft.	244.06 Sq. Mts.
OUTDOOR TERRACE	834 Sq. Ft.	77.48 Sq. Mts.
TOTAL	3,461 Sq. Ft.	321.54 Sq. Mts.

2ND LEVEL - POOL DECK

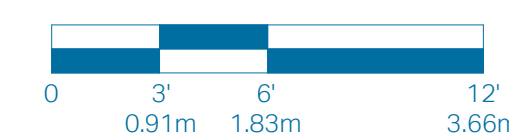
ROOF DECK	0 BEDROOMS	1 BATH
INTERIOR	428 Sq. Ft.	39.76 Sq. Mts.
OUTDOOR DECK	1,857 Sq. Ft.	172.52 Sq. Mts.
POOL	433 Sq. Ft.	40.23 Sq. Mts.
TOTAL	2,718 Sq. Ft.	252.51 Sq. Mts.



1ST LEVEL



2ND LEVEL - POOL DECK




ORAL REPRESENTATIONS CANNOT BE RELIED UPON AS CORRECTLY STATING THE REPRESENTATIONS OF THE DEVELOPER. FOR CORRECT REPRESENTATIONS, MAKE REFERENCE TO THIS BROCHURE AND TO THE DOCUMENTS REQUIRED BY SECTION 718.503, FLORIDA STATUTES, TO BE FURNISHED BY A DEVELOPER TO A BUYER OR LESSEE.

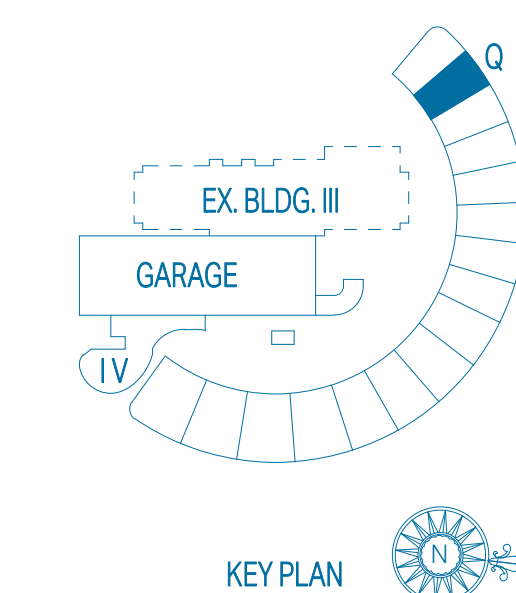
These floor plans are conceptual only and for ease of reference and should not be relied upon as a representation, express or implied, of the final detail, features or dimensions of any unit. All dimensions and configurations are for information purposes only and are subject to change without notice. The Developer expressly reserves the right to make any modifications, revisions and changes it deems desirable in its sole and absolute discretion or as may be required by law or government bodies. For more precise measurements, please refer to the Condominium drawings contained within the prospectus (Offering Circular).

The outdoor terraces (and pool if shown on this floor plan) are limited common elements reserved for the exclusive use of the unit. The limited common elements are not included in the unit area but are separately calculated.

Stated square footages and dimensions are measured to the exterior boundaries of the exterior walls and the centerline of interior demising walls between units and in fact vary from the square footage and dimensions that would be determined by using the description and definition of the "Unit" set forth in the declaration of condominium (which generally only includes the interior airspace between the perimeter walls and excludes all interior structural components and other common elements). This method is generally used in sales materials and is provided to allow a prospective buyer to compare the Units with units in other condominium projects that utilize the same method. Measurements of rooms set forth on this floor plan are generally taken at the farthest points of each given room (as if the room were a perfect rectangle), without regard for any cut outs or variations. Accordingly, the area of the actual room will typically be smaller than the product obtained by multiplying the stated length and width. All dimensions are estimates that will vary with actual construction, and all floor plans, specifications and other development plans are subject to change and will not necessarily accurately reflect the final plans and specifications for the development.



THE MARKERS GROVE ISLE



PENTHOUSE Q

UNIT TOTALS	3 BEDROOMS	4.5 BATHS
TOTAL INTERIOR	3,049 Sq. Ft.	283.26 Sq. Mts.
TOTAL EXTERIOR	3,124 Sq. Ft.	290.23 Sq. Mts.
OVERALL TOTAL	6,173 Sq. Ft.	573.49 Sq. Mts.

1ST LEVEL

UNIT	3 BEDROOMS	3.5 BATHS
INTERIOR	2,621 Sq. Ft.	243.50 Sq. Mts.
OUTDOOR TERRACE	834 Sq. Ft.	77.48 Sq. Mts.
TOTAL	3,455 Sq. Ft.	320.98 Sq. Mts.

2ND LEVEL - POOL DECK

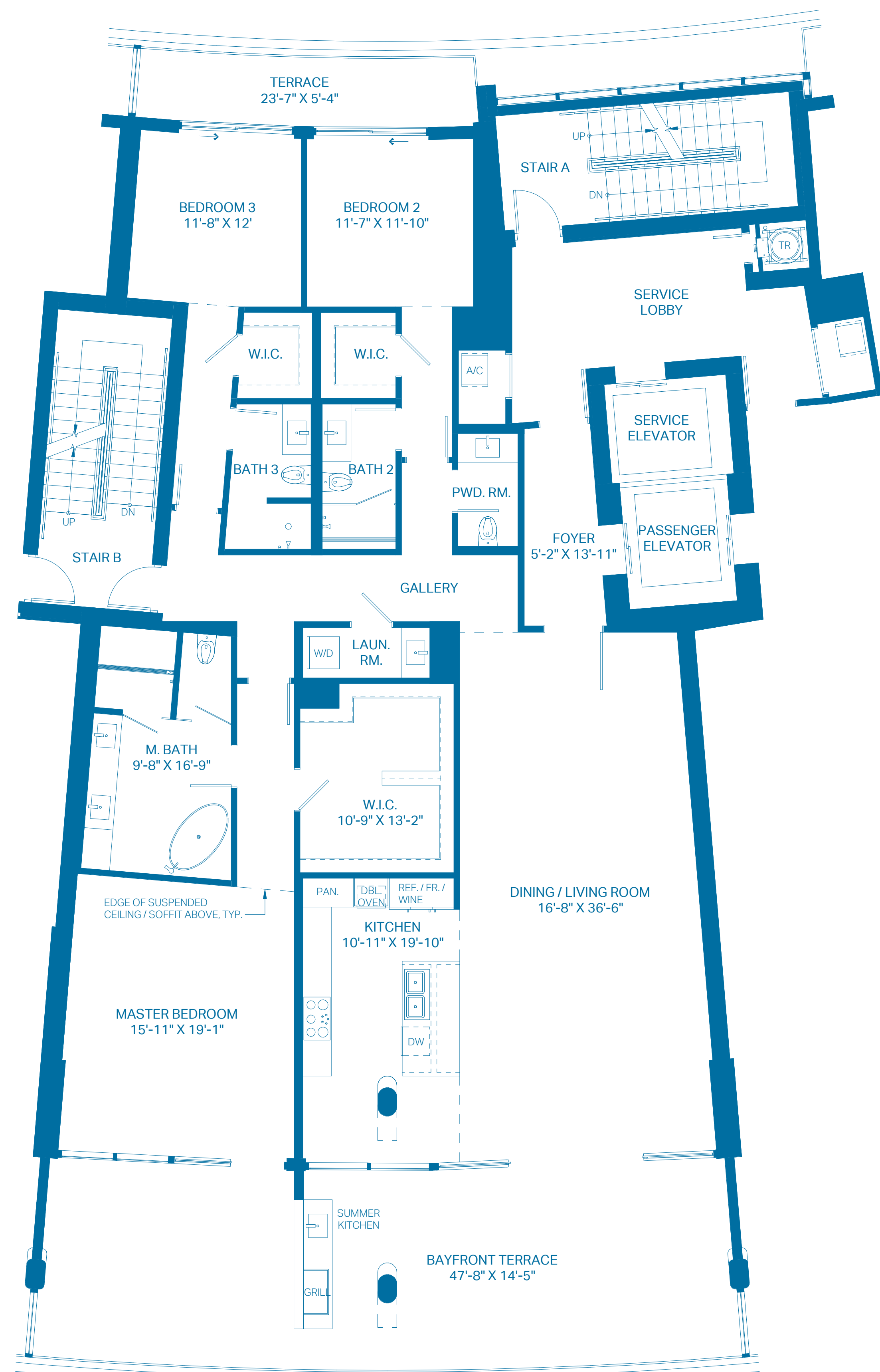
ROOF DECK	0 BEDROOMS	1 BATH
INTERIOR	428 Sq. Ft.	39.76 Sq. Mts.
OUTDOOR DECK	1,857 Sq. Ft.	172.52 Sq. Mts.
POOL	433 Sq. Ft.	40.23 Sq. Mts.
TOTAL	2,718 Sq. Ft.	252.51 Sq. Mts.

ORAL REPRESENTATIONS CANNOT BE RELIED UPON AS CORRECTLY STATING THE REPRESENTATIONS OF THE DEVELOPER. FOR CORRECT REPRESENTATIONS, MAKE REFERENCE TO THIS BROCHURE AND TO THE DOCUMENTS REQUIRED BY SECTION 718.503, FLORIDA STATUTES, TO BE FURNISHED BY A DEVELOPER TO A BUYER OR LESSEE.

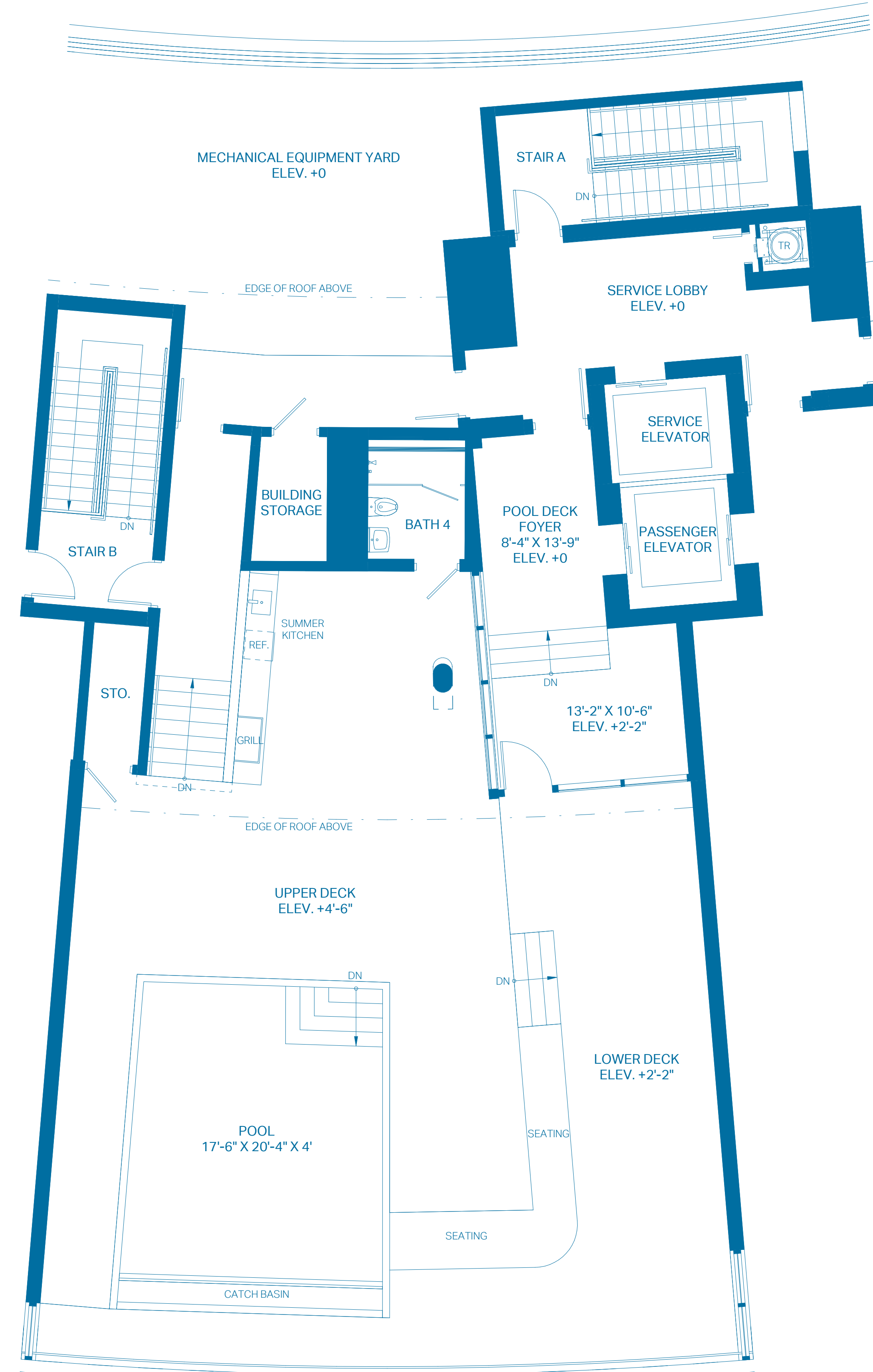
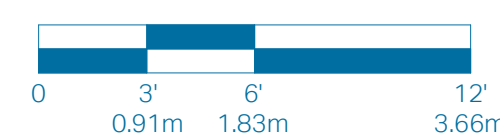
These floor plans are conceptual only and for ease of reference and should not be relied upon as a representation, express or implied, of the final detail, features or dimensions of any unit. All dimensions and configurations are for information purposes only and are subject to change without notice. The Developer expressly reserves the right to make any modifications, revisions and changes it deems desirable in its sole and absolute discretion or as may be required by law or government bodies. For more precise measurements, please refer to the Condominium drawings contained within the prospectus (Offering Circular).

The outdoor terraces (and pool if shown on this floor plan) are limited common elements reserved for the exclusive use of the unit. The limited common elements are not included in the unit area but are separately calculated.

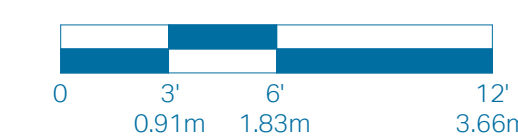
Stated square footages and dimensions are measured to the exterior boundaries of the exterior walls and the centerline of interior demising walls between units and in fact vary from the square footage and dimensions that would be determined by using the description and definition of the "Unit" set forth in the declaration of condominium (which generally only includes the interior airspace between the perimeter walls and excludes all interior structural components and other common elements). This method is generally used in sales materials and is provided to allow a prospective buyer to compare the Units with units in other condominium projects that utilize the same method. Measurements of rooms set forth on this floor plan are generally taken at the farthest points of each given room (as if the room were a perfect rectangle), without regard for any cut-outs or variations. Accordingly, the area of the actual room will typically be smaller than the product obtained by multiplying the stated length and width. All dimensions are estimates that will vary with actual construction, and all floor plans, specifications and other development plans are subject to change and will not necessarily accurately reflect the final plans and specifications for the development.




1ST LEVEL

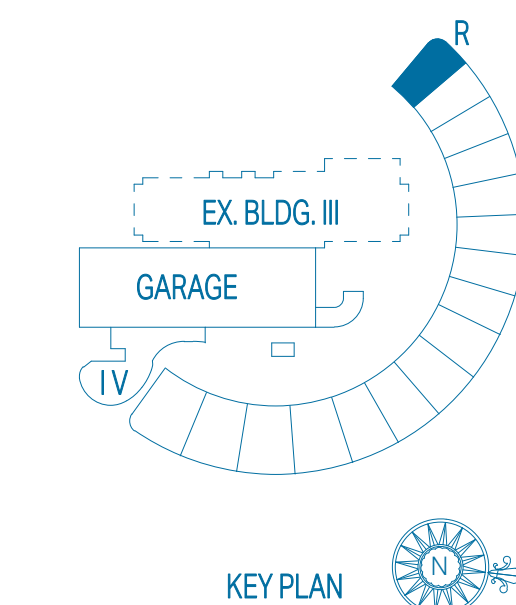


2ND LEVEL - POOL DECK





THE MARKERS GROVE ISLE



PENTHOUSE R

UNIT TOTALS	3 BEDROOMS	4.5 BATHS
TOTAL INTERIOR	3,272 Sq. Ft.	303.98 Sq. Mts.
TOTAL EXTERIOR	3,298 Sq. Ft.	306.39 Sq. Mts.
OVERALL TOTAL	6,570 Sq. Ft.	610.37 Sq. Mts.

1ST LEVEL

UNIT INTERIOR	3 BEDROOMS	3.5 BATHS
OUTDOOR TERRACE	2,810 Sq. Ft.	261.06 Sq. Mts.
TOTAL	891 Sq. Ft.	82.78 Sq. Mts.
TOTAL	3,701 Sq. Ft.	343.84 Sq. Mts.

2ND LEVEL - POOL DECK

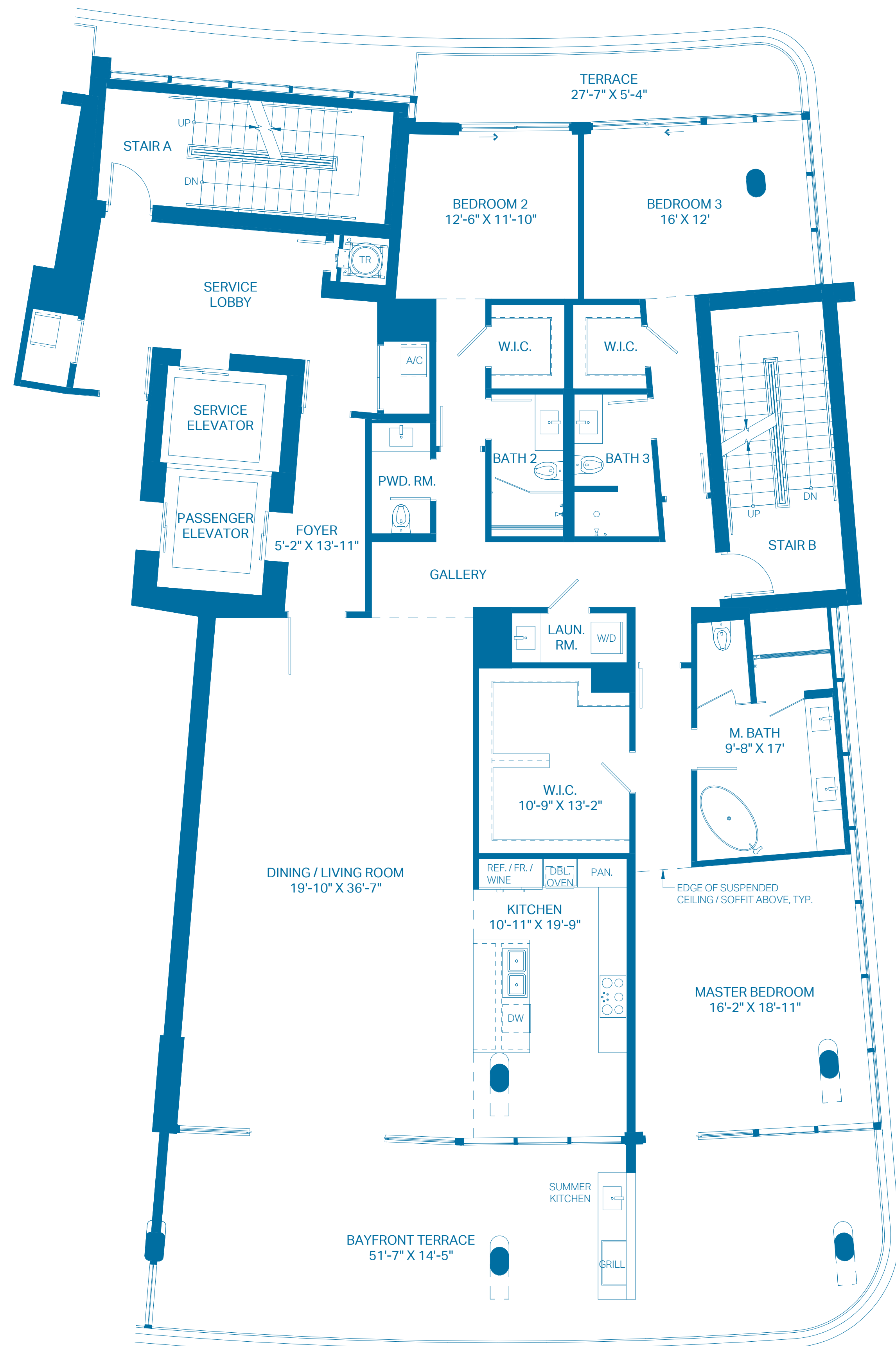
ROOF DECK	0 BEDROOMS	1 BATH
INTERIOR	462 Sq. Ft.	42.92 Sq. Mts.
OUTDOOR DECK	1,974 Sq. Ft.	183.39 Sq. Mts.
POOL	433 Sq. Ft.	40.23 Sq. Mts.
TOTAL	2,869 Sq. Ft.	266.54 Sq. Mts.

ORAL REPRESENTATIONS CANNOT BE RELIED UPON AS CORRECTLY STATING THE REPRESENTATIONS OF THE DEVELOPER. FOR CORRECT REPRESENTATIONS, MAKE REFERENCE TO THIS BROCHURE AND TO THE DOCUMENTS REQUIRED BY SECTION 718.503, FLORIDA STATUTES, TO BE FURNISHED BY A DEVELOPER TO A BUYER OR LESSEE.

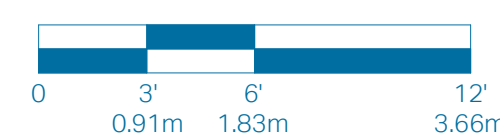
These floor plans are conceptual only and for ease of reference and should not be relied upon as a representation, express or implied, of the final detail, features or dimensions of any unit. All dimensions and configurations are for information purposes only and are subject to change without notice. All square footage totals are approximate, may vary due to construction and are subject to change without notice. The Developer expressly reserves the right to make any modifications, revisions and changes it deems desirable in its sole and absolute discretion or as may be required by law or government bodies. For more precise measurements, please refer to the Condominium drawings contained within the prospectus (Offering Circular).

The outdoor terraces (and pool if shown on this floor plan) are limited common elements reserved for the exclusive use of the unit. The limited common elements are not included in the unit area but are separately calculated.

Stated square footages and dimensions are measured to the exterior boundaries of the exterior walls and the centerline of interior demising walls between units and in fact vary from the square footage and dimensions that would be determined by using the description and definition of the "Unit" set forth in the declaration of condominium (which generally only includes the interior airspace between the perimeter walls and excludes all interior structural components and other common elements). This method is generally used in sales materials and is provided to allow a prospective buyer to compare the Units with units in other condominium projects that utilize the same method. Measurements of rooms set forth on this floor plan are generally taken at the farthest points of each given room (as if the room were a perfect rectangle), without regard for any cut-outs or variations. Accordingly, the area of the actual room will typically be smaller than the product obtained by multiplying the stated length and width. All dimensions are estimates that will vary with actual construction, and all floor plans, specifications and other development plans are subject to change and will not necessarily accurately reflect the final plans and specifications for the development.



1ST LEVEL



2ND LEVEL - POOL DECK

