

ARIA  
RESERVE

Panoramic Residences

BISCAYNE BAY



BISCAYNE BLVD.



All dimensions are approximate and all floor plans and development plans are subject to change. Stated square footages and dimensions are measured to the exterior boundaries of the exterior walls and the centerline of interior demising walls between units and in fact vary from the dimensions that would be determined by using the description and definition of the "Unit" set forth in the Declaration (which generally only includes the interior airspace between the perimeter walls and excludes all interior structural components and other common elements). This method used herein is generally found in sales materials and is provided to allow a prospective buyer to compare the Units with units in other condominium projects that utilize the same method. Measurements of rooms set forth on this floor plan are generally taken at the farthest points of each given room (as described above and as if the room were a perfect rectangle), without regard for any cutouts or variations. Accordingly, the area of the actual room will typically be smaller than the product obtained by multiplying the stated length and width. All square footages and dimensions are estimates which are based on preliminary plans and will vary with actual construction. This floor plan represents the typical floor plan for the residence type indicated and is provided for informational purposes only. The actual floor plan of the residence may differ. All floor plans, specifications and other development plans are proposed and conceptual only, and are subject to change and will not necessarily accurately reflect the final plans and specifications for the development. The furnishings and decor illustrated are not included with the purchase of the Unit. See Prospectus for information regarding what is offered with the Unit and the calculation of the Unit square footage and dimensions.

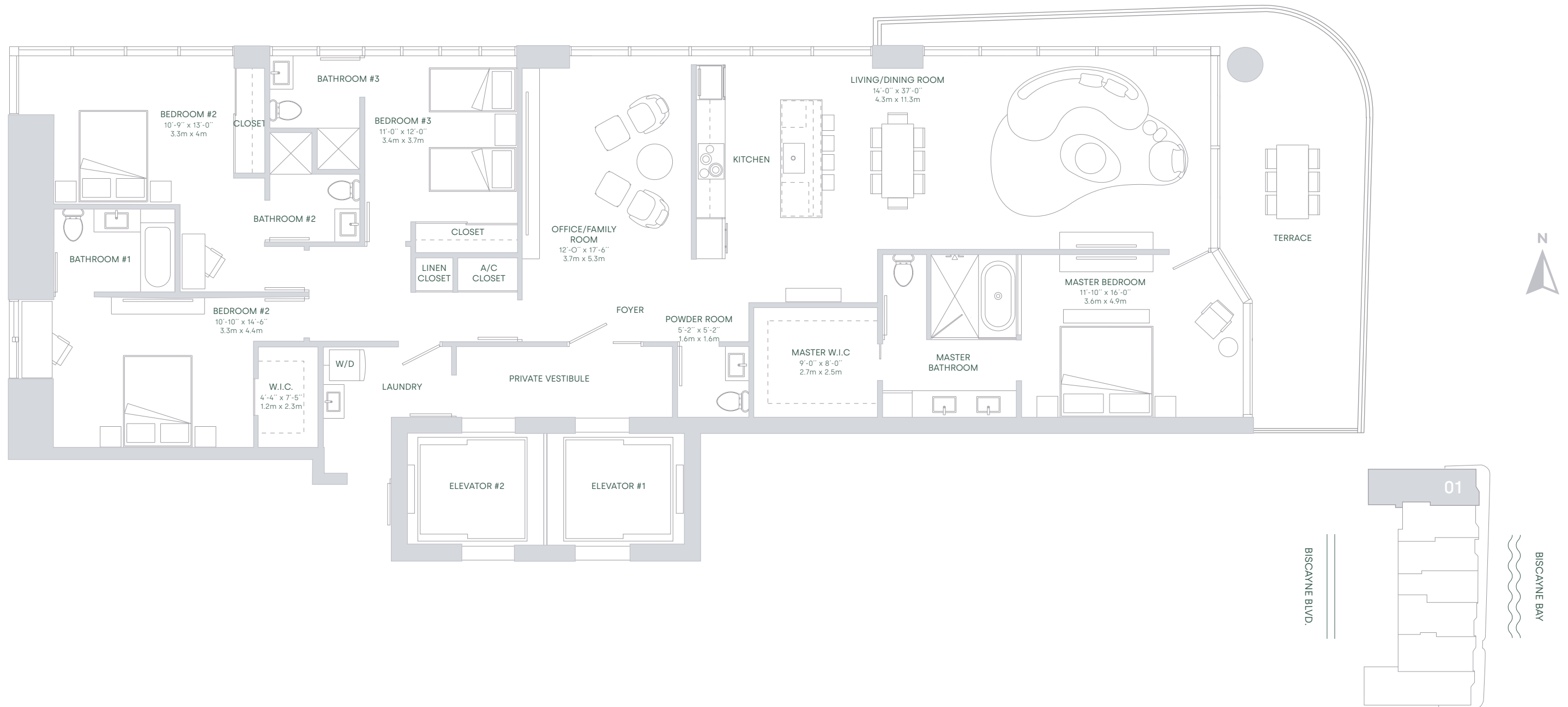


**PANORAMIC RESIDENCES**  
LEVEL 03-50

TOTAL SQ.FT.	2,882 SQ.FT	268 SQ.MT
A/C AREA	2,584 SQ.FT	240 SQ.MT
TERRACE	298 SQ.FT	28 SQ.MT

# UNIT 01

4 BEDROOMS  
4 1/2 BATHROOMS + OFFICE



All dimensions are approximate and all floor plans and development plans are subject to change. Stated square footages and dimensions are measured to the exterior boundaries of the exterior walls and the centerline of interior demising walls between units and in fact vary from the dimensions that would be determined by using the description and definition of the "Unit" set forth in the Declaration (which generally only includes the interior airspace between the perimeter walls and excludes all interior structural components and other common elements). This method used herein is generally found in sales materials and is provided to allow a prospective buyer to compare the Units with units in other condominium projects that utilize the same method. Measurements of rooms set forth on this floor plan are generally taken at the farthest points of each given room (as described above and as if the room were a perfect rectangle), without regard for any cutouts or variations. Accordingly, the area of the actual room will typically be smaller than the product obtained by multiplying the stated length and width. All square footages and dimensions are estimates which are based on preliminary plans and will vary with actual construction. This floor plan represents the typical floor plan for the residence type indicated and is provided for informational purposes only. The actual floor plan of the residence may differ. All floor plans, specifications and other development plans are proposed and conceptual only, and are subject to change and will not necessarily accurately reflect the final plans and specifications for the development. The furnishings and decor illustrated are not included with the purchase of the Unit. See Prospectus for information regarding what is offered with the Unit and the calculation of the Unit square footage and dimensions.

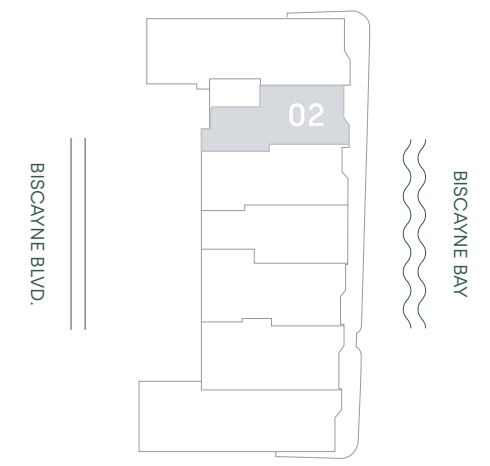
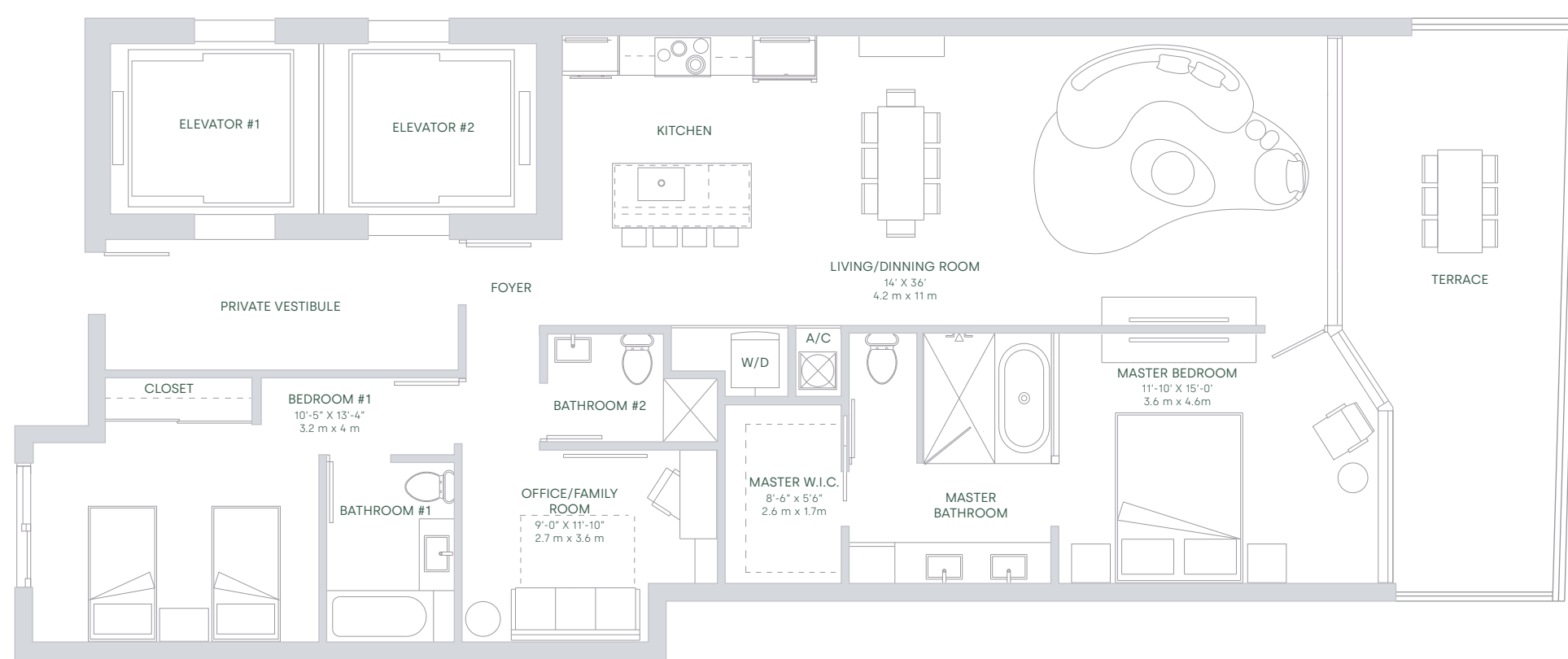


**PANORAMIC RESIDENCES**  
LEVEL 03-50

TOTAL SQ.FT.	1,838 SQ.FT	171 SQ.MT
A/C AREA	1,571 SQ.FT	146 SQ.MT
TERRACE	267 SQ.FT	25 SQ.MT

# UNIT 02

2 BEDROOMS  
3 BATHROOMS + OFFICE



All dimensions are approximate and all floor plans and development plans are subject to change. Stated square footages and dimensions are measured to the exterior boundaries of the exterior walls and the centerline of interior demising walls between units and in fact vary from the dimensions that would be determined by using the description and definition of the "Unit" set forth in the Declaration (which generally only includes the interior airspace between the perimeter walls and excludes all interior structural components and other common elements). This method used herein is generally found in sales materials and is provided to allow a prospective buyer to compare the Units with units in other condominium projects that utilize the same method. Measurements of rooms set forth on this floor plan are generally taken at the farthest points of each given room (as described above and as if the room were a perfect rectangle), without regard for any cutouts or variations. Accordingly, the area of the actual room will typically be smaller than the product obtained by multiplying the stated length and width. All square footages and dimensions are estimates which are based on preliminary plans and will vary with actual construction. This floor plan represents the typical floor plan for the residence type indicated and is provided for informational purposes only. The actual floor plan of the residence may differ. All floor plans, specifications and other development plans are proposed and conceptual only, and are subject to change and will not necessarily accurately reflect the final plans and specifications for the development. The furnishings and decor illustrated are not included with the purchase of the Unit. See Prospectus for information regarding what is offered with the Unit and the calculation of the Unit square footage and dimensions.

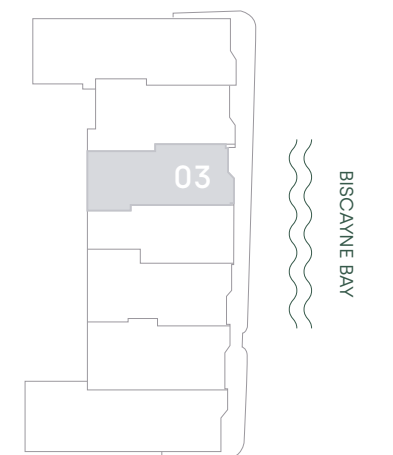
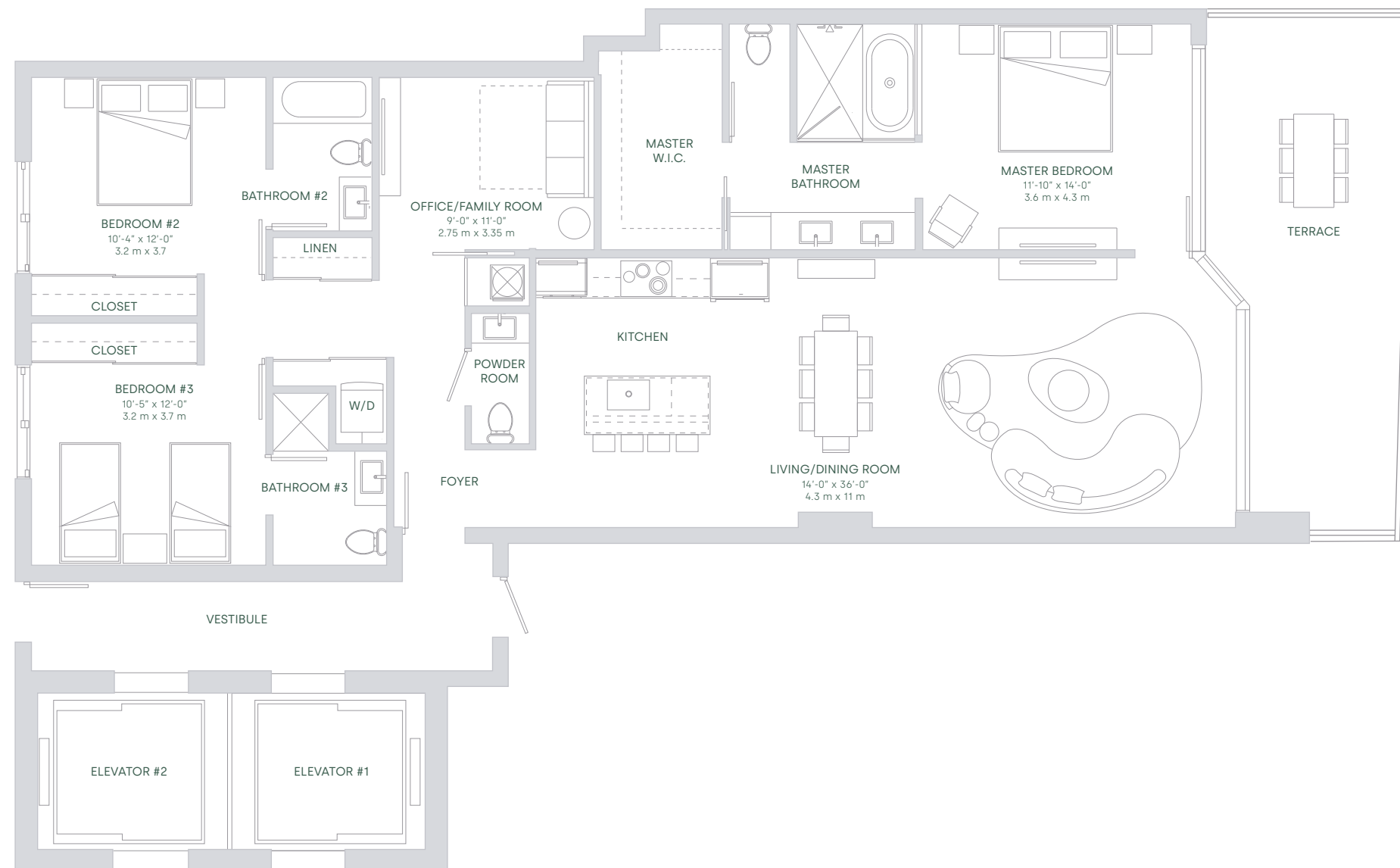


**PANORAMIC RESIDENCES**  
LEVEL 03-50

TOTAL SQ.FT.	1,885 SQ.FT	175 SQ.MT
A/C AREA	1,643 SQ.FT	153 SQ.MT
TERRACE	242 SQ.FT	22 SQ.MT

# UNIT 03

3 BEDROOMS  
3<sup>1/2</sup> BATHROOMS + OFFICE



All dimensions are approximate and all floor plans and development plans are subject to change. Stated square footages and dimensions are measured to the exterior boundaries of the exterior walls and the centerline of interior demising walls between units and in fact vary from the dimensions that would be determined by using the description and definition of the "Unit" set forth in the Declaration (which generally only includes the interior airspace between the perimeter walls and excludes all interior structural components and other common elements). This method used herein is generally found in sales materials and is provided to allow a prospective buyer to compare the Units with units in other condominium projects that utilize the same method. Measurements of rooms set forth on this floor plan are generally taken at the farthest points of each given room (as described above and as if the room were a perfect rectangle), without regard for any cutouts or variations. Accordingly, the area of the actual room will typically be smaller than the product obtained by multiplying the stated length and width. All square footages and dimensions are estimates which are based on preliminary plans and will vary with actual construction. This floor plan represents the typical floor plan for the residence type indicated and is provided for informational purposes only. The actual floor plan of the residence may differ. All floor plans, specifications and other development plans are proposed and conceptual only, and are subject to change and will not necessarily accurately reflect the final plans and specifications for the development. The furnishings and decor illustrated are not included with the purchase of the Unit. See Prospectus for information regarding what is offered with the Unit and the calculation of the Unit square footage and dimensions.

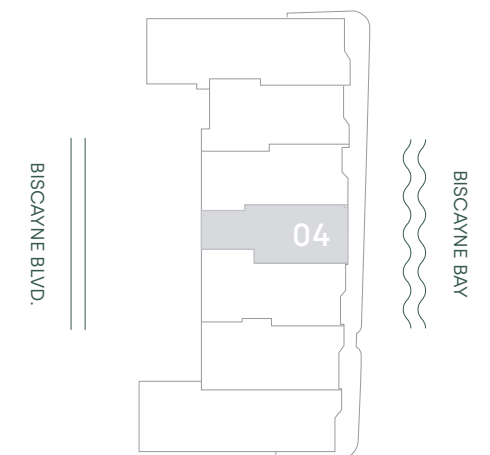
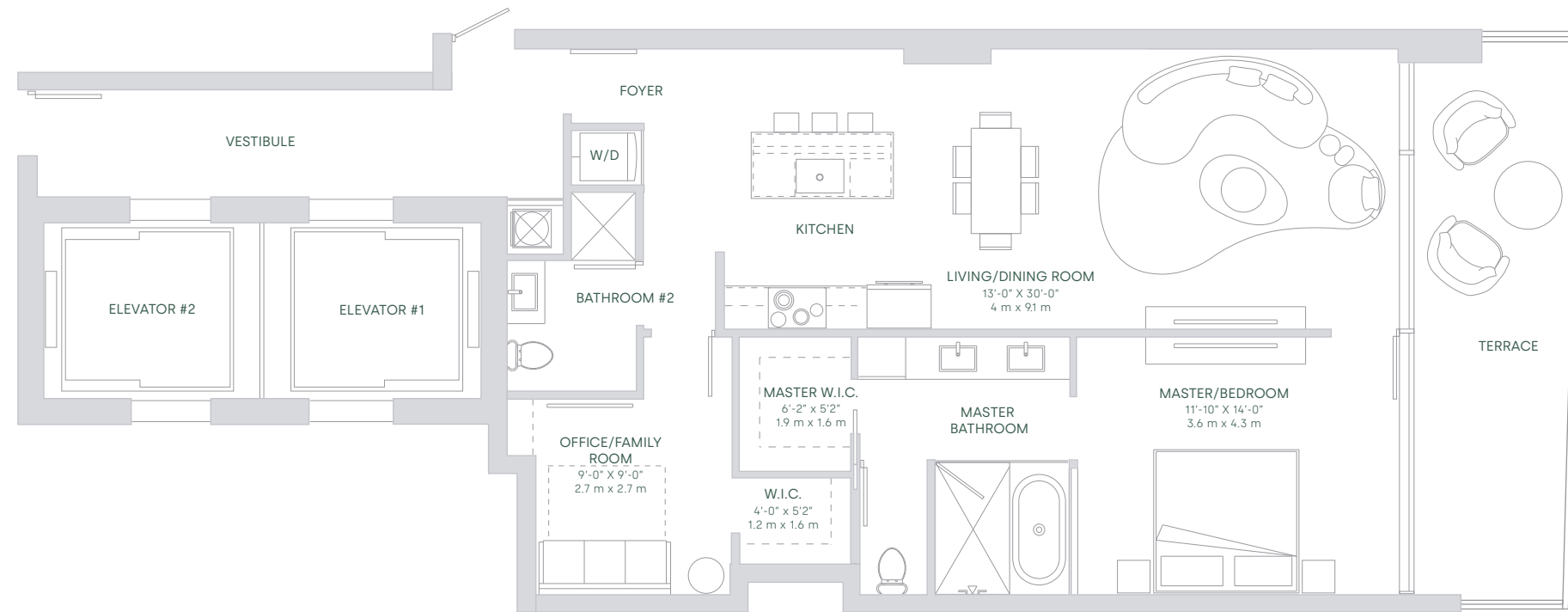


**PANORAMIC RESIDENCES**  
LEVEL 03-50

TOTAL SQ.FT.	1,240 SQ.FT	115 SQ.MT
A/C AREA	1,059 SQ.FT	98 SQ.MT
TERRACE	181 SQ.FT	17 SQ.MT

# UNIT 04

1 BEDROOMS  
2 BATHROOMS + OFFICE



All dimensions are approximate and all floor plans and development plans are subject to change. Stated square footages and dimensions are measured to the exterior boundaries of the exterior walls and the centerline of interior demising walls between units and in fact vary from the dimensions that would be determined by using the description and definition of the "Unit" set forth in the Declaration (which generally only includes the interior airspace between the perimeter walls and excludes all interior structural components and other common elements). This method used herein is generally found in sales materials and is provided to allow a prospective buyer to compare the Units with units in other condominium projects that utilize the same method. Measurements of rooms set forth on this floor plan are generally taken at the farthest points of each given room (as described above and as if the room were a perfect rectangle), without regard for any cutouts or variations. Accordingly, the area of the actual room will typically be smaller than the product obtained by multiplying the stated length and width. All square footages and dimensions are estimates which are based on preliminary plans and will vary with actual construction. This floor plan represents the typical floor plan for the residence type indicated and is provided for informational purposes only. The actual floor plan of the residence may differ. All floor plans, specifications and other development plans are proposed and conceptual only, and are subject to change and will not necessarily accurately reflect the final plans and specifications for the development. The furnishings and decor illustrated are not included with the purchase of the Unit. See Prospectus for information regarding what is offered with the Unit and the calculation of the Unit square footage and dimensions.

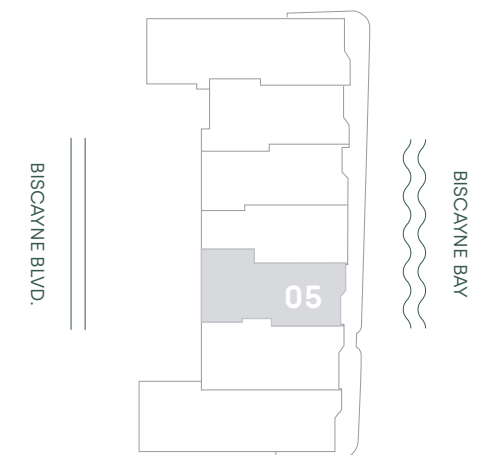
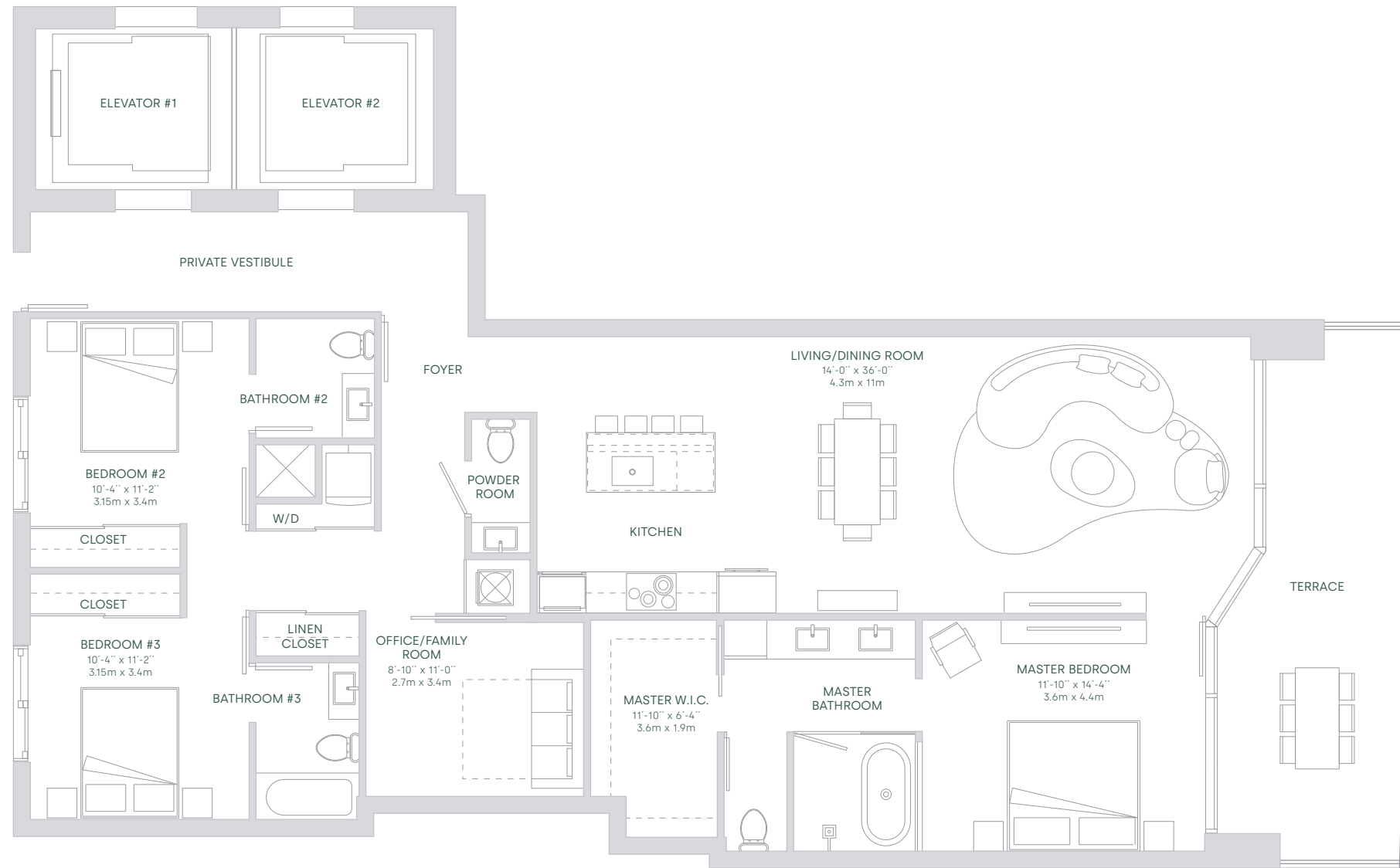


**PANORAMIC RESIDENCES**  
LEVEL 03-50

TOTAL SQ.FT.	1,979 SQ.FT	184 SQ.MT
A/C AREA	1,750 SQ.FT	163 SQ.MT
TERRACE	229 SQ.FT	21 SQ.MT

# UNIT 05

3 BEDROOMS  
3<sup>1/2</sup> BATHROOMS + OFFICE



All dimensions are approximate and all floor plans and development plans are subject to change. Stated square footages and dimensions are measured to the exterior boundaries of the exterior walls and the centerline of interior demising walls between units and in fact vary from the dimensions that would be determined by using the description and definition of the "Unit" set forth in the Declaration (which generally only includes the interior airspace between the perimeter walls and excludes all interior structural components and other common elements). This method used herein is generally found in sales materials and is provided to allow a prospective buyer to compare the Units with units in other condominium projects that utilize the same method. Measurements of rooms set forth on this floor plan are generally taken at the farthest points of each given room (as described above and as if the room were a perfect rectangle), without regard for any cutouts or variations. Accordingly, the area of the actual room will typically be smaller than the product obtained by multiplying the stated length and width. All square footages and dimensions are estimates which are based on preliminary plans and will vary with actual construction. This floor plan represents the typical floor plan for the residence type indicated and is provided for informational purposes only. The actual floor plan of the residence may differ. All floor plans, specifications and other development plans are proposed and conceptual only, and are subject to change and will not necessarily accurately reflect the final plans and specifications for the development. The furnishings and decor illustrated are not included with the purchase of the Unit. See Prospectus for information regarding what is offered with the Unit and the calculation of the Unit square footage and dimensions.

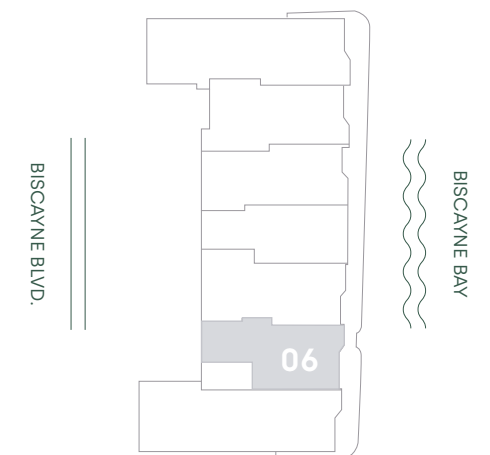
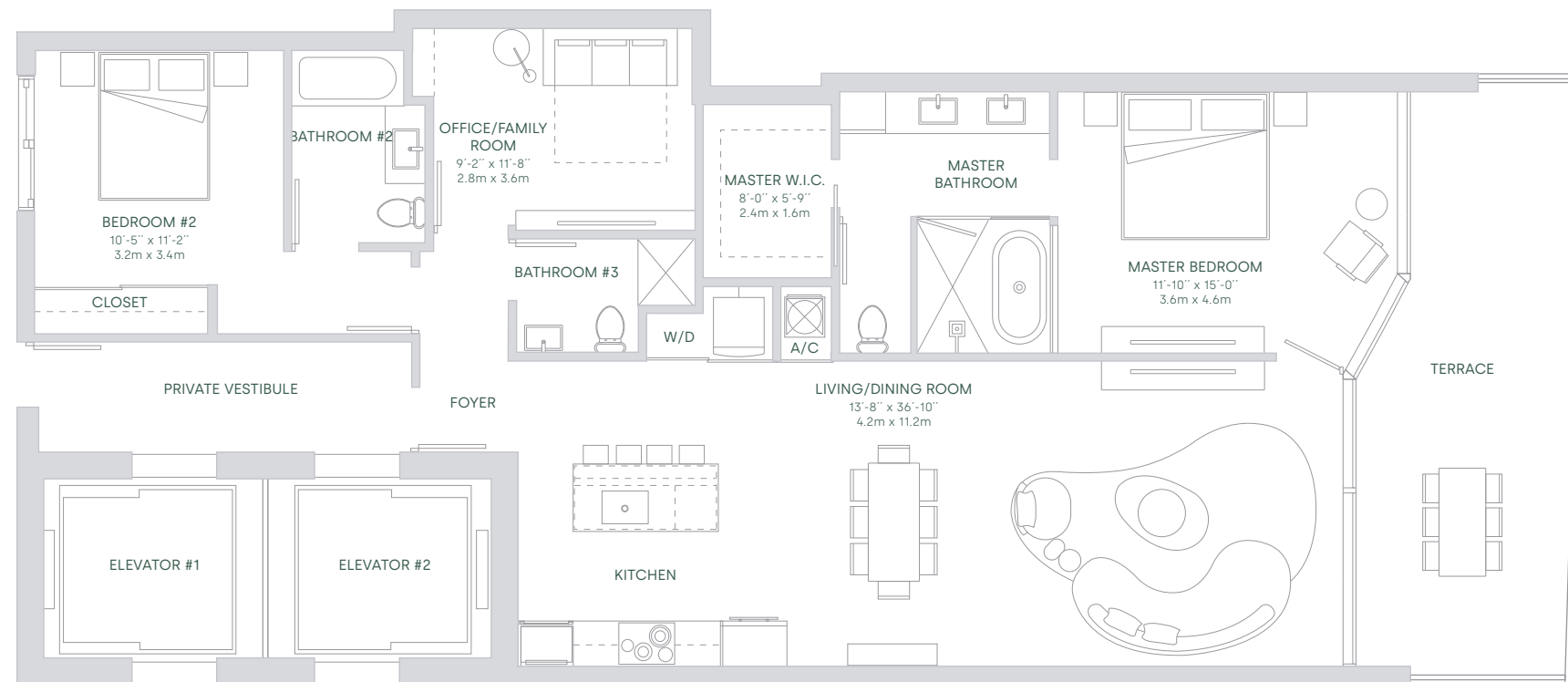


**PANORAMIC RESIDENCES**  
LEVEL 03-50

TOTAL SQ.FT.	1,832 SQ.FT	170 SQ.MT
A/C AREA	1,576 SQ.FT	146 SQ.MT
TERRACE	256 SQ.FT	24 SQ.MT

# UNIT 06

2 BEDROOMS  
3 BATHROOMS + OFFICE



All dimensions are approximate and all floor plans and development plans are subject to change. Stated square footages and dimensions are measured to the exterior boundaries of the exterior walls and the centerline of interior demising walls between units and in fact vary from the dimensions that would be determined by using the description and definition of the "Unit" set forth in the Declaration (which generally only includes the interior airspace between the perimeter walls and excludes all interior structural components and other common elements). This method used herein is generally found in sales materials and is provided to allow a prospective buyer to compare the Units with units in other condominium projects that utilize the same method. Measurements of rooms set forth on this floor plan are generally taken at the farthest points of each given room (as described above and as if the room were a perfect rectangle), without regard for any cutouts or variations. Accordingly, the area of the actual room will typically be smaller than the product obtained by multiplying the stated length and width. All square footages and dimensions are estimates which are based on preliminary plans and will vary with actual construction. This floor plan represents the typical floor plan for the residence type indicated and is provided for informational purposes only. The actual floor plan of the residence may differ. All floor plans, specifications and other development plans are proposed and conceptual only, and are subject to change and will not necessarily accurately reflect the final plans and specifications for the development. The furnishings and decor illustrated are not included with the purchase of the Unit. See Prospectus for information regarding what is offered with the Unit and the calculation of the Unit square footage and dimensions.



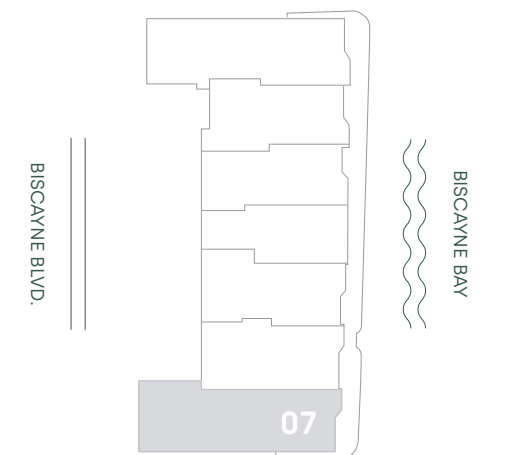
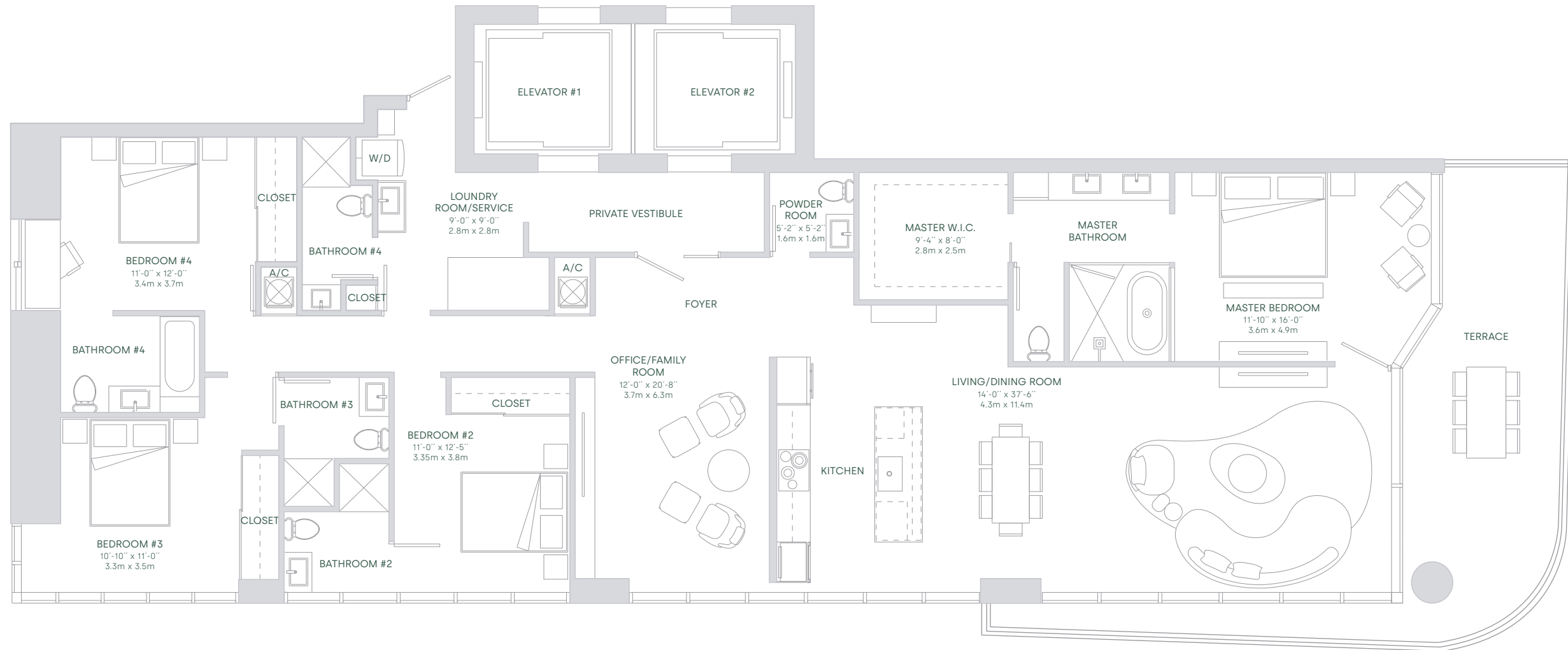


**PANORAMIC RESIDENCES**  
LEVEL 03-50


TOTAL SQ.FT.	2,813 SQ.FT	261 SQ.MT
A/C AREA	2,520 SQ.FT	234 SQ.MT
TERRACE	293 SQ.FT	27 SQ.MT

# UNIT 07

4 BEDROOMS  
5<sup>1/2</sup> BATHROOMS + OFFICE  
OPTION WITH STAFF ROOM



All dimensions are approximate and all floor plans and development plans are subject to change. Stated square footages and dimensions are measured to the exterior boundaries of the exterior walls and the centerline of interior demising walls between units and in fact vary from the dimensions that would be determined by using the description and definition of the "Unit" set forth in the Declaration (which generally only includes the interior airspace between the perimeter walls and excludes all interior structural components and other common elements). This method used herein is generally found in sales materials and is provided to allow a prospective buyer to compare the Units with units in other condominium projects that utilize the same method. Measurements of rooms set forth on this floor plan are generally taken at the farthest points of each given room (as described above and as if the room were a perfect rectangle), without regard for any cutouts or variations. Accordingly, the area of the actual room will typically be smaller than the product obtained by multiplying the stated length and width. All square footages and dimensions are estimates which are based on preliminary plans and will vary with actual construction. This floor plan represents the typical floor plan for the residence type indicated and is provided for informational purposes only. The actual floor plan of the residence may differ. All floor plans, specifications and other development plans are proposed and conceptual only, and are subject to change and will not necessarily accurately reflect the final plans and specifications for the development. The furnishings and decor illustrated are not included with the purchase of the Unit. See Prospectus for information regarding what is offered with the Unit and the calculation of the Unit square footage and dimensions.



ARIA  
RESERVE

Skyview Residences

BISCAYNE BAY



BISCAYNE BLVD.



All dimensions are approximate and all floor plans and development plans are subject to change. Stated square footages and dimensions are measured to the exterior boundaries of the exterior walls and the centerline of interior demising walls between units and in fact vary from the dimensions that would be determined by using the description and definition of the "Unit" set forth in the Declaration (which generally only includes the interior airspace between the perimeter walls and excludes all interior structural components and other common elements). This method used herein is generally found in sales materials and is provided to allow a prospective buyer to compare the Units with units in other condominium projects that utilize the same method. Measurements of rooms set forth on this floor plan are generally taken at the farthest points of each given room (as described above and as if the room were a perfect rectangle), without regard for any cutouts or variations. Accordingly, the area of the actual room will typically be smaller than the product obtained by multiplying the stated length and width. All square footages and dimensions are estimates which are based on preliminary plans and will vary with actual construction. This floor plan represents the typical floor plan for the residence type indicated and is provided for informational purposes only. The actual floor plan of the residence may differ. All floor plans, specifications and other development plans are proposed and conceptual only, and are subject to change and will not necessarily accurately reflect the final plans and specifications for the development. The furnishings and decor illustrated are not included with the purchase of the Unit. See Prospectus for information regarding what is offered with the Unit and the calculation of the Unit square footage and dimensions.

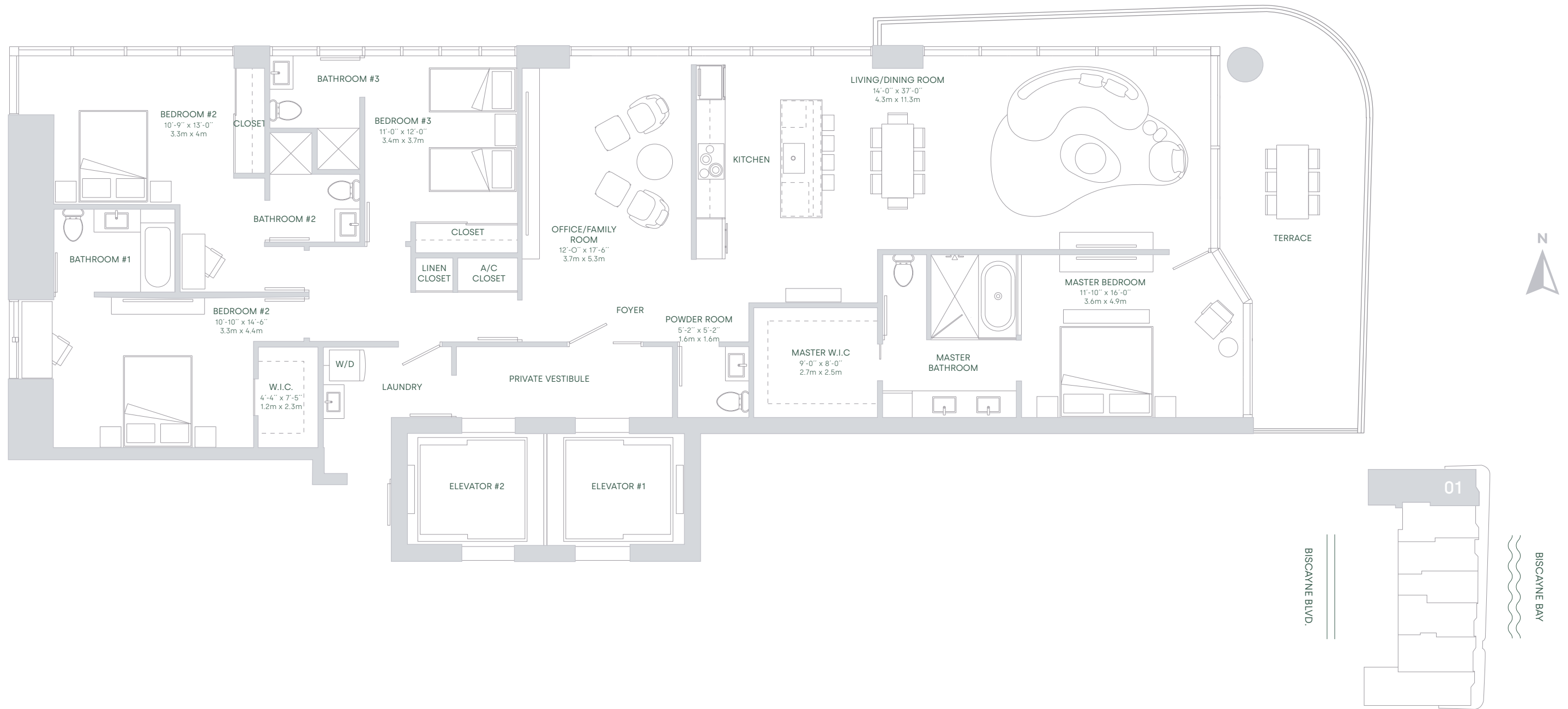


**SKYVIEW RESIDENCES**  
LEVEL 51-56

TOTAL SQ.FT.	2,882 SQ.FT	268 SQ.MT
A/C AREA	2,584 SQ.FT	240 SQ.MT
TERRACE	298 SQ.FT	28 SQ.MT

# UNIT 01

4 BEDROOMS  
4 1/2 BATHROOMS + OFFICE



All dimensions are approximate and all floor plans and development plans are subject to change. Stated square footages and dimensions are measured to the exterior boundaries of the exterior walls and the centerline of interior demising walls between units and in fact vary from the dimensions that would be determined by using the description and definition of the "Unit" set forth in the Declaration (which generally only includes the interior airspace between the perimeter walls and excludes all interior structural components and other common elements). This method used herein is generally found in sales materials and is provided to allow a prospective buyer to compare the Units with units in other condominium projects that utilize the same method. Measurements of rooms set forth on this floor plan are generally taken at the farthest points of each given room (as described above and as if the room were a perfect rectangle), without regard for any cutouts or variations. Accordingly, the area of the actual room will typically be smaller than the product obtained by multiplying the stated length and width. All square footages and dimensions are estimates which are based on preliminary plans and will vary with actual construction. This floor plan represents the typical floor plan for the residence type indicated and is provided for informational purposes only. The actual floor plan of the residence may differ. All floor plans, specifications and other development plans are proposed and conceptual only, and are subject to change and will not necessarily accurately reflect the final plans and specifications for the development. The furnishings and decor illustrated are not included with the purchase of the Unit. See Prospectus for information regarding what is offered with the Unit and the calculation of the Unit square footage and dimensions.

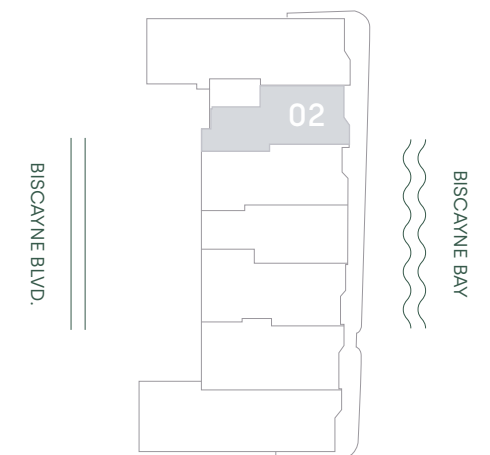
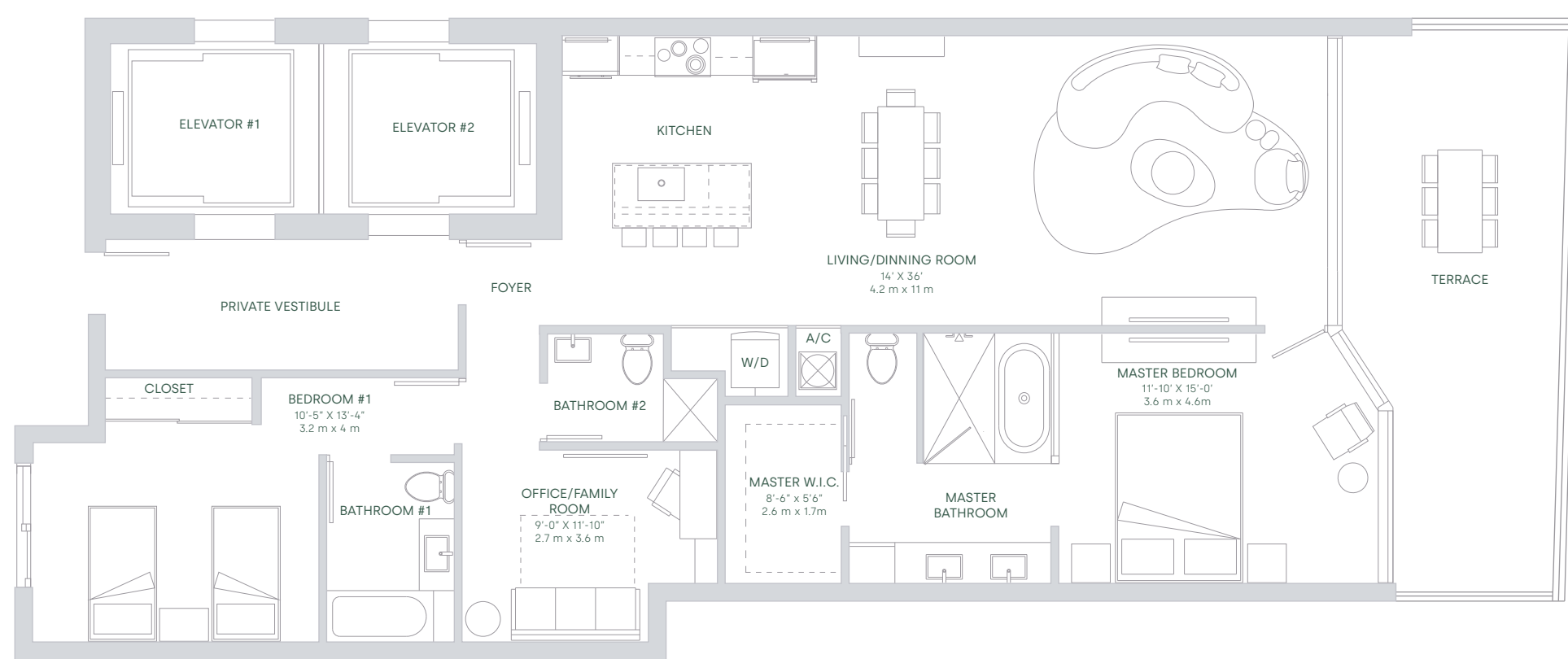


**SKYVIEW RESIDENCES**  
LEVEL 51-56

TOTAL SQ.FT.	1,838 SQ.FT	171 SQ.MT
A/C AREA	1,571 SQ.FT	146 SQ.MT
TERRACE	267 SQ.FT	25 SQ.MT

# UNIT 02

2 BEDROOMS  
3 BATHROOMS + OFFICE



All dimensions are approximate and all floor plans and development plans are subject to change. Stated square footages and dimensions are measured to the exterior boundaries of the exterior walls and the centerline of interior demising walls between units and in fact vary from the dimensions that would be determined by using the description and definition of the "Unit" set forth in the Declaration (which generally only includes the interior airspace between the perimeter walls and excludes all interior structural components and other common elements). This method used herein is generally found in sales materials and is provided to allow a prospective buyer to compare the Units with units in other condominium projects that utilize the same method. Measurements of rooms set forth on this floor plan are generally taken at the farthest points of each given room (as described above and as if the room were a perfect rectangle), without regard for any cutouts or variations. Accordingly, the area of the actual room will typically be smaller than the product obtained by multiplying the stated length and width. All square footages and dimensions are estimates which are based on preliminary plans and will vary with actual construction. This floor plan represents the typical floor plan for the residence type indicated and is provided for informational purposes only. The actual floor plan of the residence may differ. All floor plans, specifications and other development plans are proposed and conceptual only, and are subject to change and will not necessarily accurately reflect the final plans and specifications for the development. The furnishings and decor illustrated are not included with the purchase of the Unit. See Prospectus for information regarding what is offered with the Unit and the calculation of the Unit square footage and dimensions.

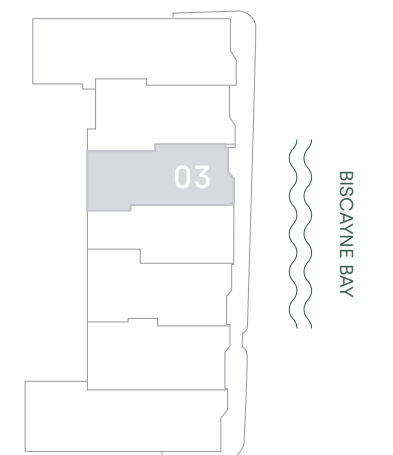
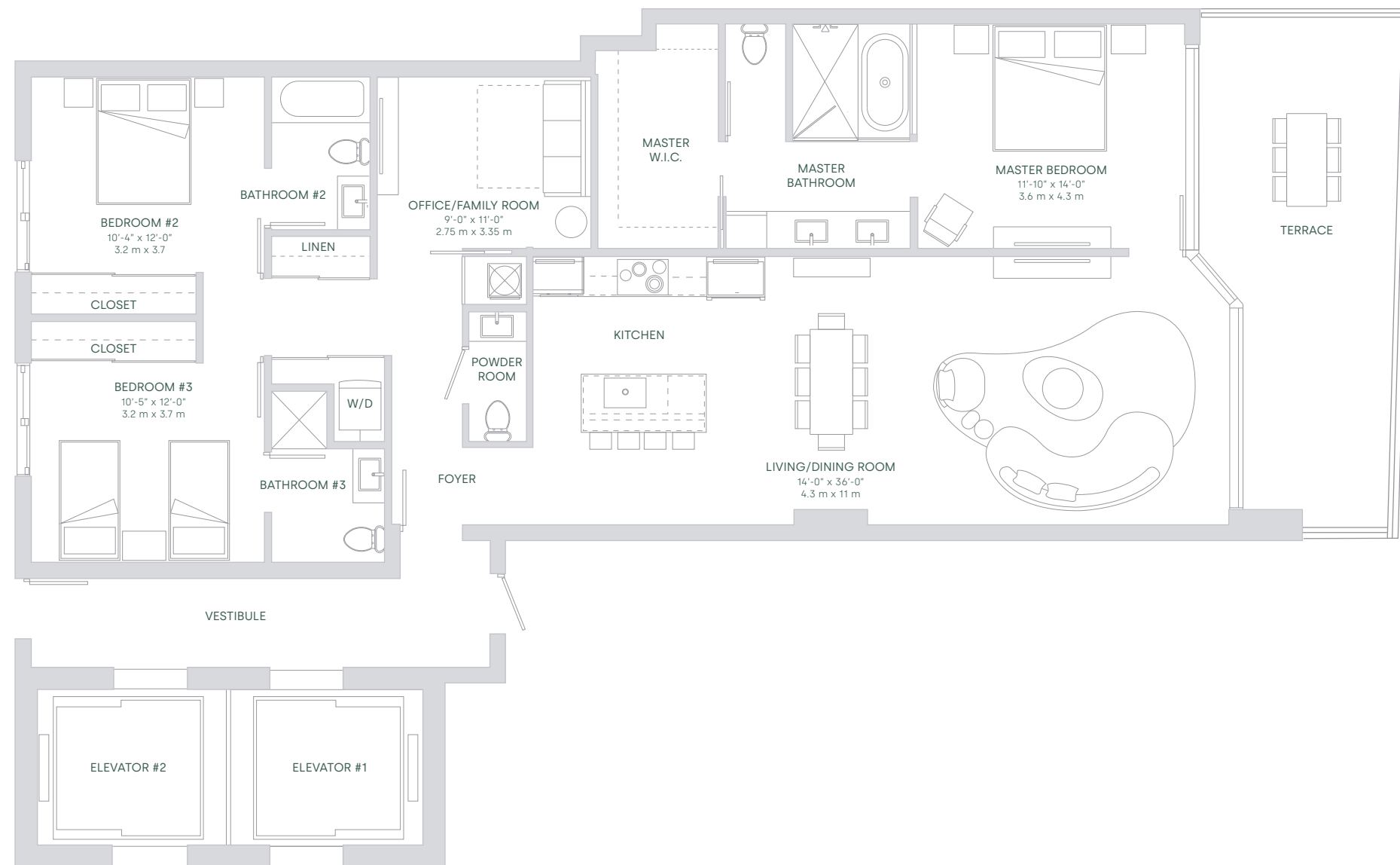


**SKYVIEW RESIDENCES**  
LEVEL 51-56

TOTAL SQ.FT.	1,885 SQ.FT	175 SQ.MT
A/C AREA	1,643 SQ.FT	153 SQ.MT
TERRACE	242 SQ.FT	22 SQ.MT

# UNIT 03

3 BEDROOMS  
3 1/2 BATHROOMS + OFFICE



All dimensions are approximate and all floor plans and development plans are subject to change. Stated square footages and dimensions are measured to the exterior boundaries of the exterior walls and the centerline of interior demising walls between units and in fact vary from the dimensions that would be determined by using the description and definition of the "Unit" set forth in the Declaration (which generally only includes the interior airspace between the perimeter walls and excludes all interior structural components and other common elements). This method used herein is generally found in sales materials and is provided to allow a prospective buyer to compare the Units with units in other condominium projects that utilize the same method. Measurements of rooms set forth on this floor plan are generally taken at the farthest points of each given room (as described above and as if the room were a perfect rectangle), without regard for any cutouts or variations. Accordingly, the area of the actual room will typically be smaller than the product obtained by multiplying the stated length and width. All square footages and dimensions are estimates which are based on preliminary plans and will vary with actual construction. This floor plan represents the typical floor plan for the residence type indicated and is provided for informational purposes only. The actual floor plan of the residence may differ. All floor plans, specifications and other development plans are proposed and conceptual only, and are subject to change and will not necessarily accurately reflect the final plans and specifications for the development. The furnishings and decor illustrated are not included with the purchase of the Unit. See Prospectus for information regarding what is offered with the Unit and the calculation of the Unit square footage and dimensions.

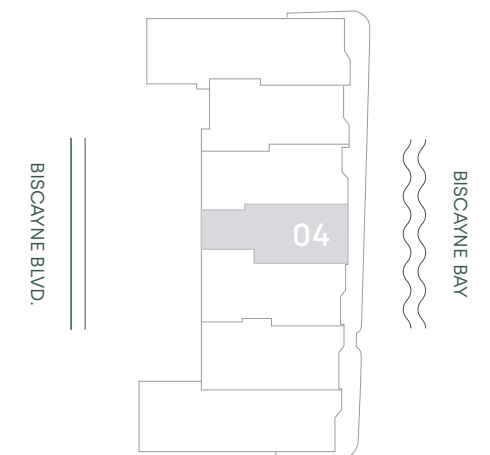
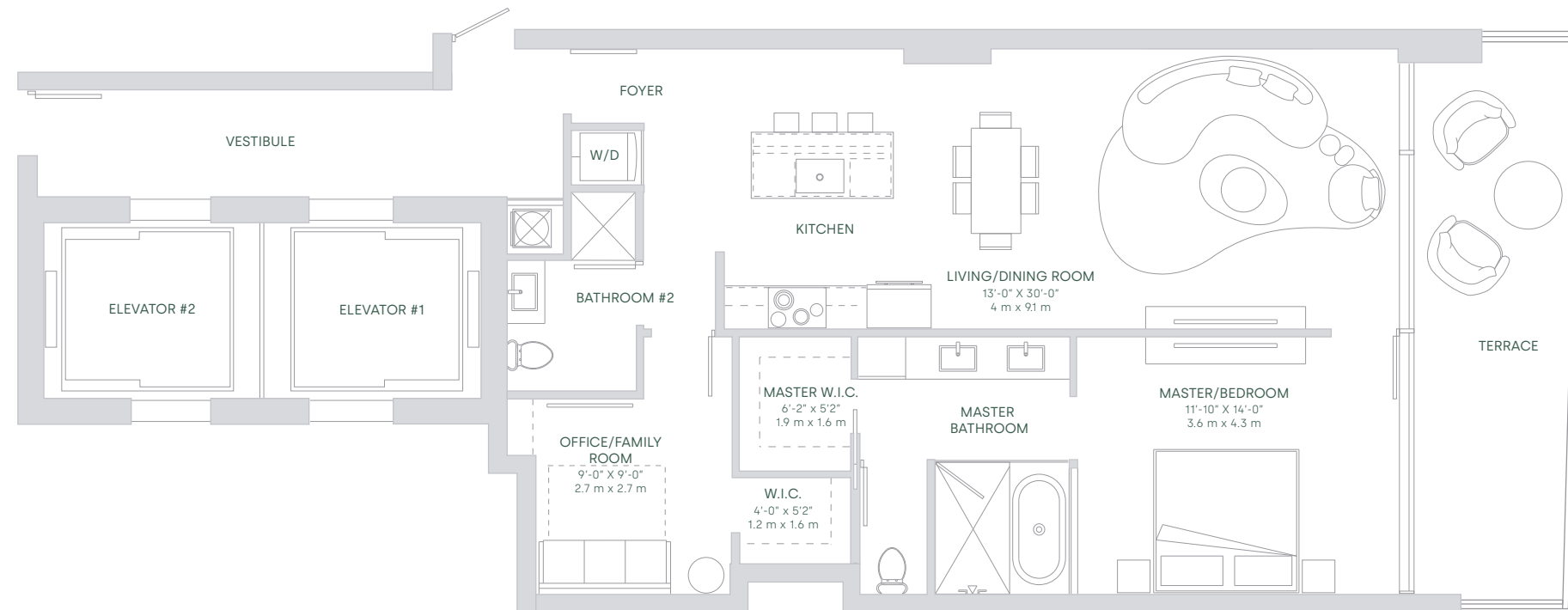


**SKYVIEW RESIDENCES**  
LEVEL 51-56

TOTAL SQ.FT.	1,240 SQ.FT	115 SQ.MT
A/C AREA	1,059 SQ.FT	98 SQ.MT
TERRACE	181 SQ.FT	17 SQ.MT

# UNIT 04

1 BEDROOMS  
2 BATHROOMS + OFFICE



All dimensions are approximate and all floor plans and development plans are subject to change. Stated square footages and dimensions are measured to the exterior boundaries of the exterior walls and the centerline of interior demising walls between units and in fact vary from the dimensions that would be determined by using the description and definition of the "Unit" set forth in the Declaration (which generally only includes the interior airspace between the perimeter walls and excludes all interior structural components and other common elements). This method used herein is generally found in sales materials and is provided to allow a prospective buyer to compare the Units with units in other condominium projects that utilize the same method. Measurements of rooms set forth on this floor plan are generally taken at the farthest points of each given room (as described above and as if the room were a perfect rectangle), without regard for any cutouts or variations. Accordingly, the area of the actual room will typically be smaller than the product obtained by multiplying the stated length and width. All square footages and dimensions are estimates which are based on preliminary plans and will vary with actual construction. This floor plan represents the typical floor plan for the residence type indicated and is provided for informational purposes only. The actual floor plan of the residence may differ. All floor plans, specifications and other development plans are proposed and conceptual only, and are subject to change and will not necessarily accurately reflect the final plans and specifications for the development. The furnishings and decor illustrated are not included with the purchase of the Unit. See Prospectus for information regarding what is offered with the Unit and the calculation of the Unit square footage and dimensions.

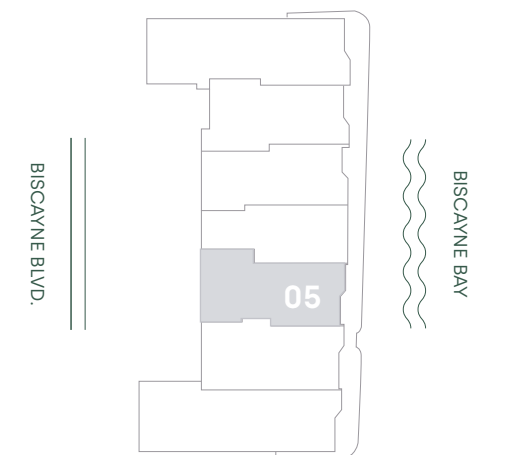
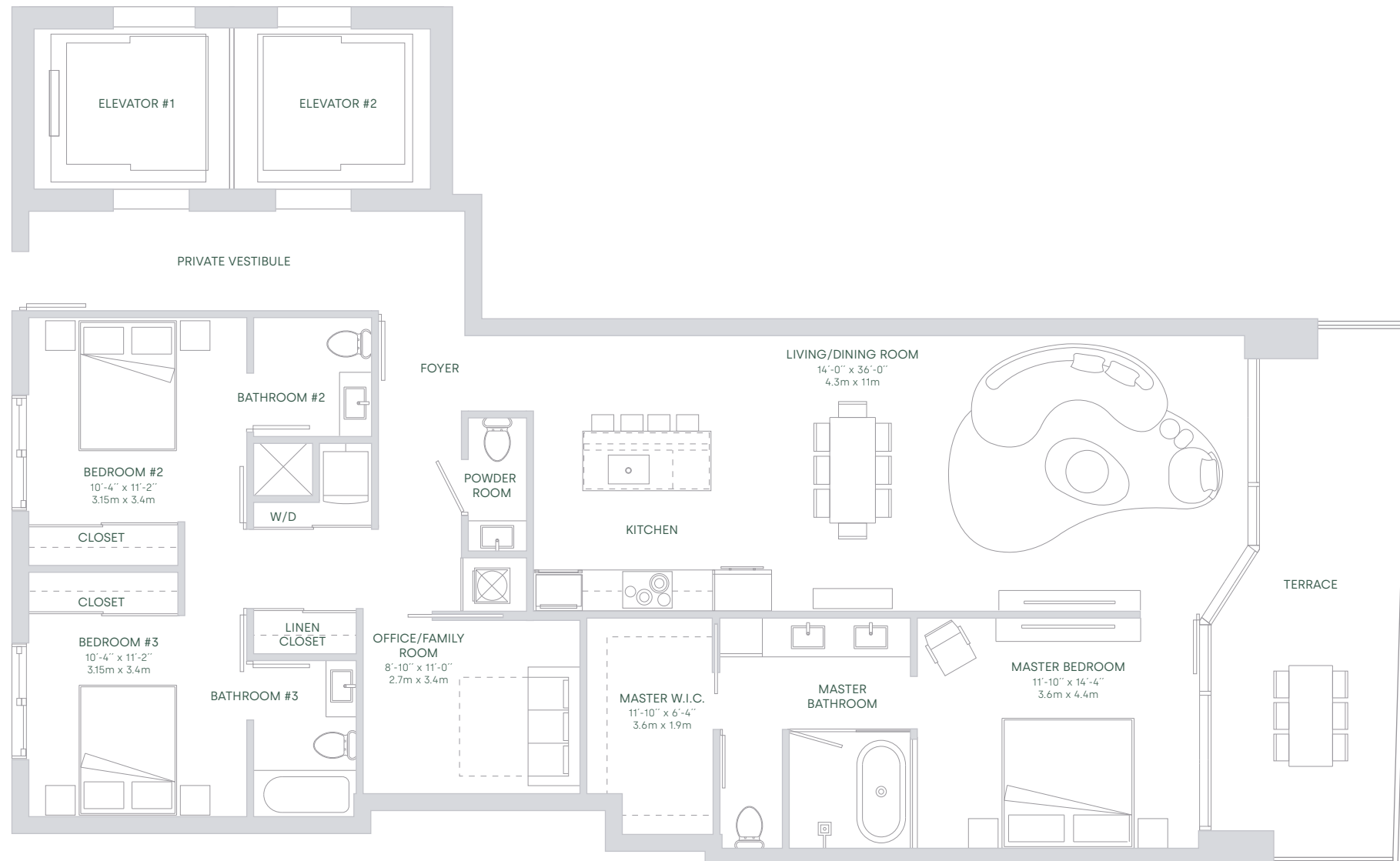


**SKYVIEW RESIDENCES**  
LEVEL 51-56

TOTAL SQ.FT.	1,979 SQ.FT	184 SQ.MT
A/C AREA	1,750 SQ.FT	163 SQ.MT
TERRACE	229 SQ.FT	21 SQ.MT

# UNIT 05

3 BEDROOMS  
3<sup>1/2</sup> BATHROOMS + OFFICE



All dimensions are approximate and all floor plans and development plans are subject to change. Stated square footages and dimensions are measured to the exterior boundaries of the exterior walls and the centerline of interior demising walls between units and in fact vary from the dimensions that would be determined by using the description and definition of the "Unit" set forth in the Declaration (which generally only includes the interior airspace between the perimeter walls and excludes all interior structural components and other common elements). This method used herein is generally found in sales materials and is provided to allow a prospective buyer to compare the Units with units in other condominium projects that utilize the same method. Measurements of rooms set forth on this floor plan are generally taken at the farthest points of each given room (as described above and as if the room were a perfect rectangle), without regard for any cutouts or variations. Accordingly, the area of the actual room will typically be smaller than the product obtained by multiplying the stated length and width. All square footages and dimensions are estimates which are based on preliminary plans and will vary with actual construction. This floor plan represents the typical floor plan for the residence type indicated and is provided for informational purposes only. The actual floor plan of the residence may differ. All floor plans, specifications and other development plans are proposed and conceptual only, and are subject to change and will not necessarily accurately reflect the final plans and specifications for the development. The furnishings and decor illustrated are not included with the purchase of the Unit. See Prospectus for information regarding what is offered with the Unit and the calculation of the Unit square footage and dimensions.



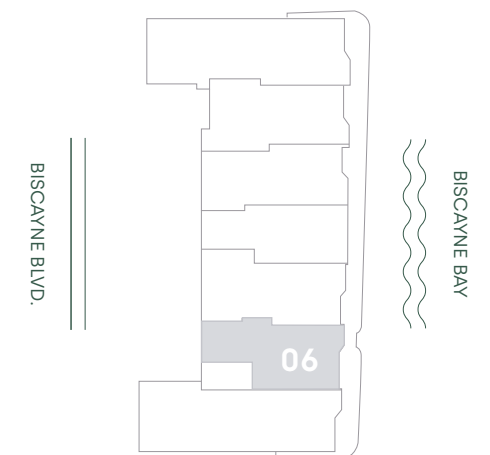
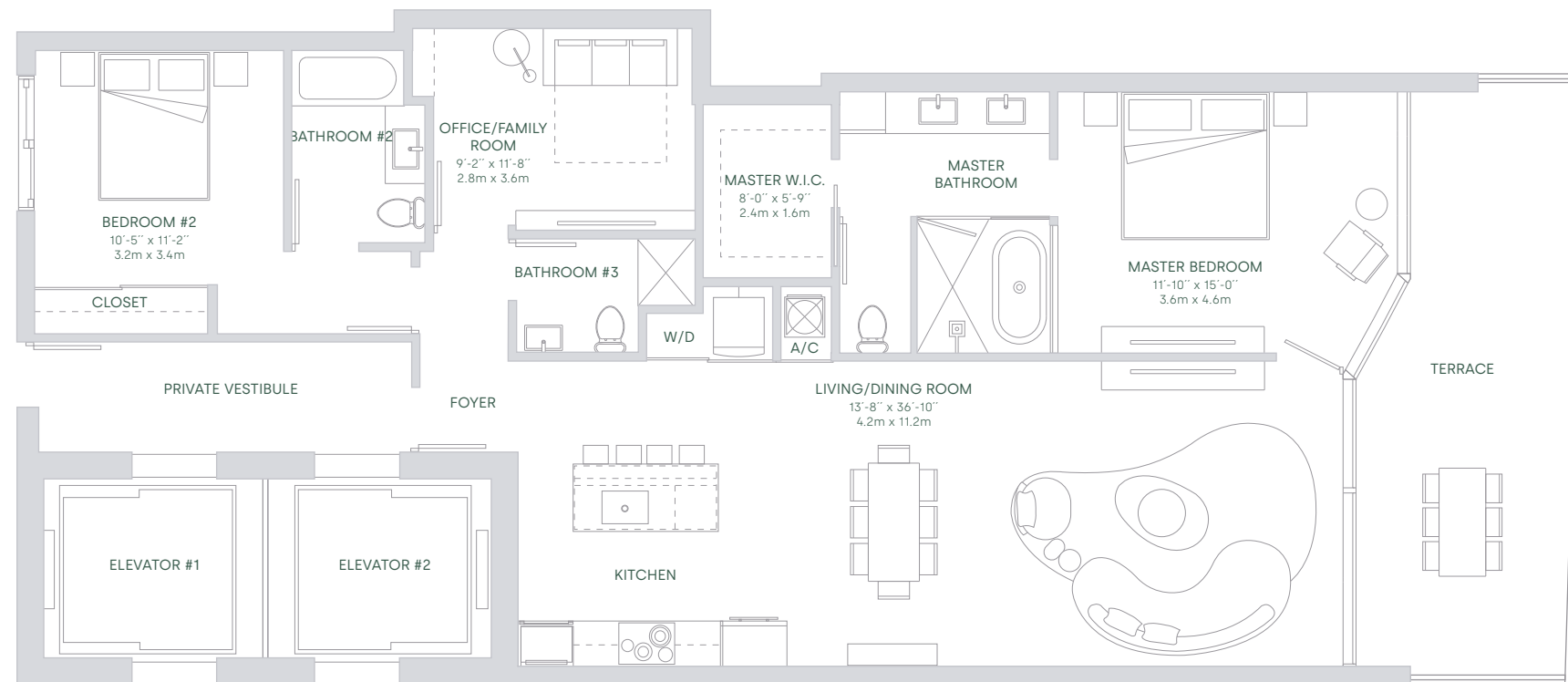


**SKYVIEW RESIDENCES**  
LEVEL 51-56

TOTAL SQ.FT.	1,832 SQ.FT	170 SQ.MT
A/C AREA	1,576 SQ.FT	146 SQ.MT
TERRACE	256 SQ.FT	24 SQ.MT

# UNIT 06

2 BEDROOMS  
3 BATHROOMS + OFFICE



All dimensions are approximate and all floor plans and development plans are subject to change. Stated square footages and dimensions are measured to the exterior boundaries of the exterior walls and the centerline of interior demising walls between units and in fact vary from the dimensions that would be determined by using the description and definition of the "Unit" set forth in the Declaration (which generally only includes the interior airspace between the perimeter walls and excludes all interior structural components and other common elements). This method used herein is generally found in sales materials and is provided to allow a prospective buyer to compare the Units with units in other condominium projects that utilize the same method. Measurements of rooms set forth on this floor plan are generally taken at the farthest points of each given room (as described above and as if the room were a perfect rectangle), without regard for any cutouts or variations. Accordingly, the area of the actual room will typically be smaller than the product obtained by multiplying the stated length and width. All square footages and dimensions are estimates which are based on preliminary plans and will vary with actual construction. This floor plan represents the typical floor plan for the residence type indicated and is provided for informational purposes only. The actual floor plan of the residence may differ. All floor plans, specifications and other development plans are proposed and conceptual only, and are subject to change and will not necessarily accurately reflect the final plans and specifications for the development. The furnishings and decor illustrated are not included with the purchase of the Unit. See Prospectus for information regarding what is offered with the Unit and the calculation of the Unit square footage and dimensions.

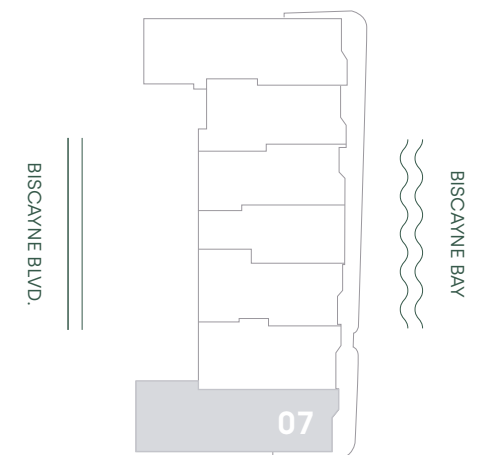
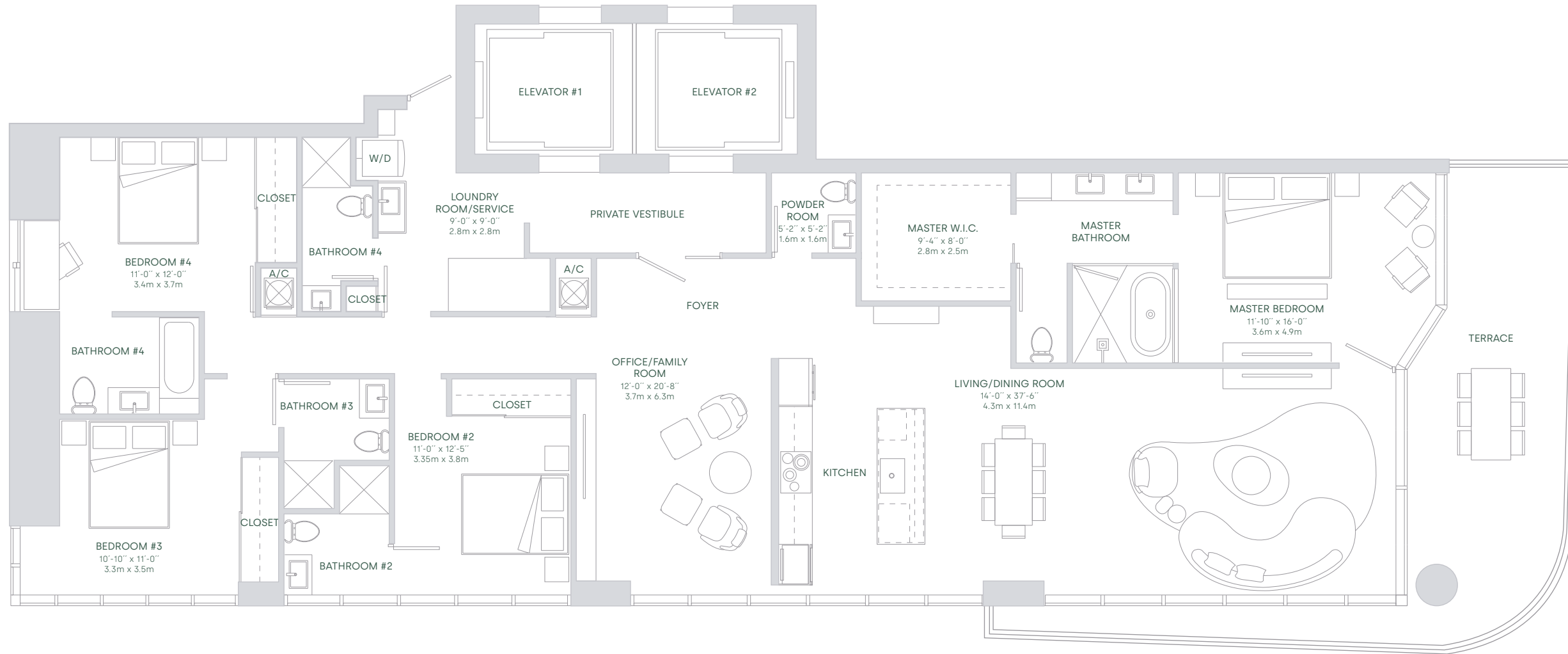


**SKYVIEW RESIDENCES**  
LEVEL 51-56


TOTAL SQ.FT.	2,813 SQ.FT	261 SQ.MT
A/C AREA	2,520 SQ.FT	234 SQ.MT
TERRACE	293 SQ.FT	27 SQ.MT

# UNIT 07

4 BEDROOMS  
5<sup>1/2</sup> BATHROOMS + OFFICE  
OPTION WITH STAFF ROOM

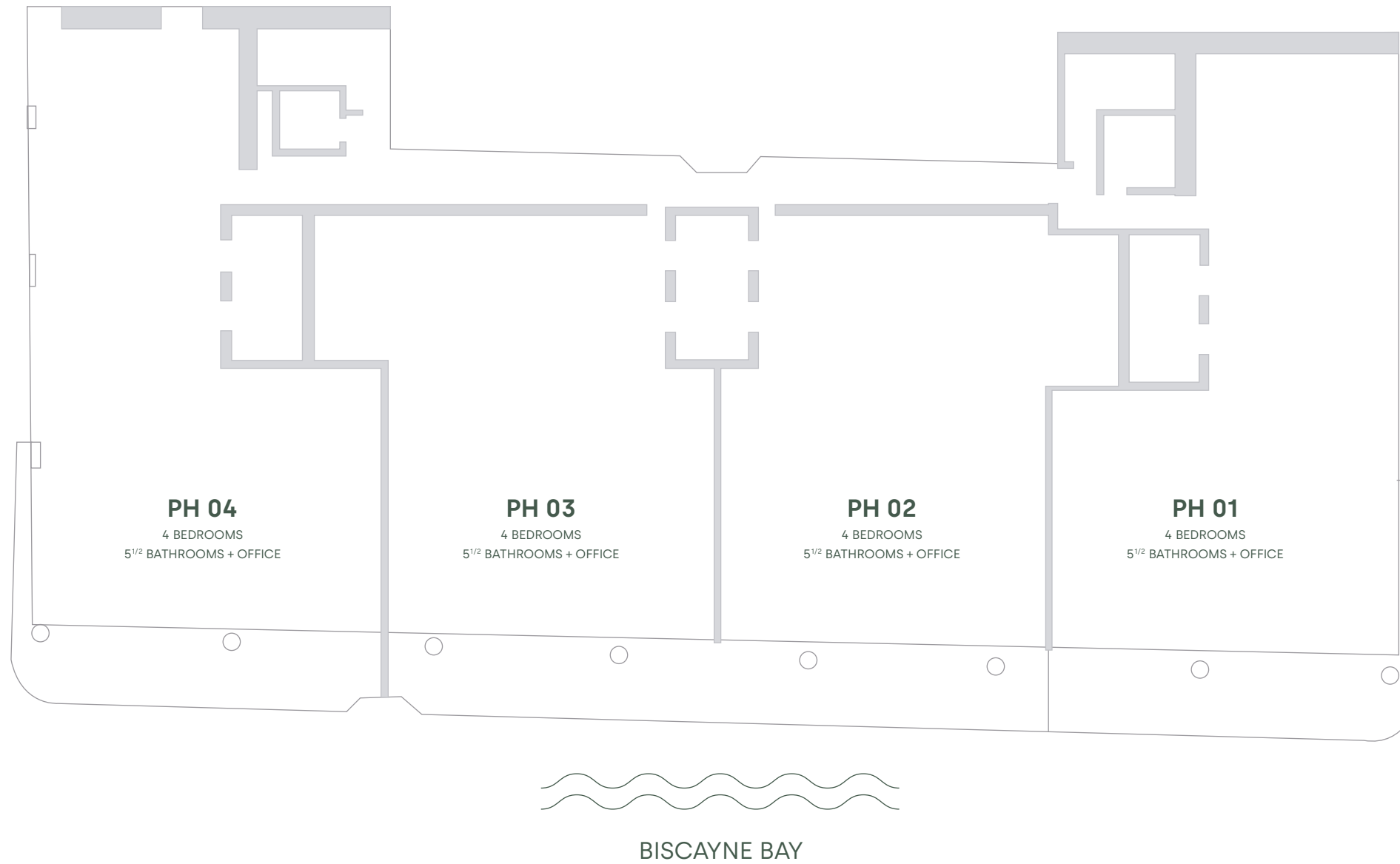


All dimensions are approximate and all floor plans and development plans are subject to change. Stated square footages and dimensions are measured to the exterior boundaries of the exterior walls and the centerline of interior demising walls between units and in fact vary from the dimensions that would be determined by using the description and definition of the "Unit" set forth in the Declaration (which generally only includes the interior airspace between the perimeter walls and excludes all interior structural components and other common elements). This method used herein is generally found in sales materials and is provided to allow a prospective buyer to compare the Units with units in other condominium projects that utilize the same method. Measurements of rooms set forth on this floor plan are generally taken at the farthest points of each given room (as described above and as if the room were a perfect rectangle), without regard for any cutouts or variations. Accordingly, the area of the actual room will typically be smaller than the product obtained by multiplying the stated length and width. All square footages and dimensions are estimates which are based on preliminary plans and will vary with actual construction. This floor plan represents the typical floor plan for the residence type indicated and is provided for informational purposes only. The actual floor plan of the residence may differ. All floor plans, specifications and other development plans are proposed and conceptual only, and are subject to change and will not necessarily accurately reflect the final plans and specifications for the development. The furnishings and decor illustrated are not included with the purchase of the Unit. See Prospectus for information regarding what is offered with the Unit and the calculation of the Unit square footage and dimensions.



**ARIA**  
RESERVE

**PENTHOUSE COLLECTION / Penthouses**

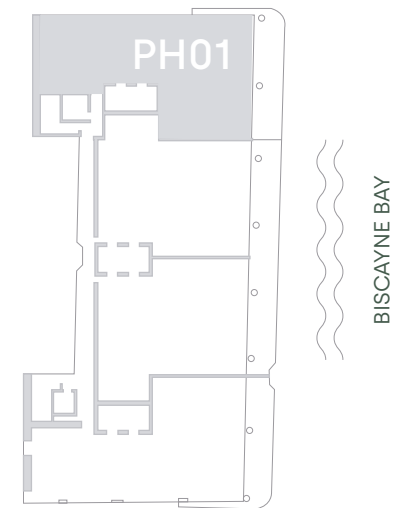
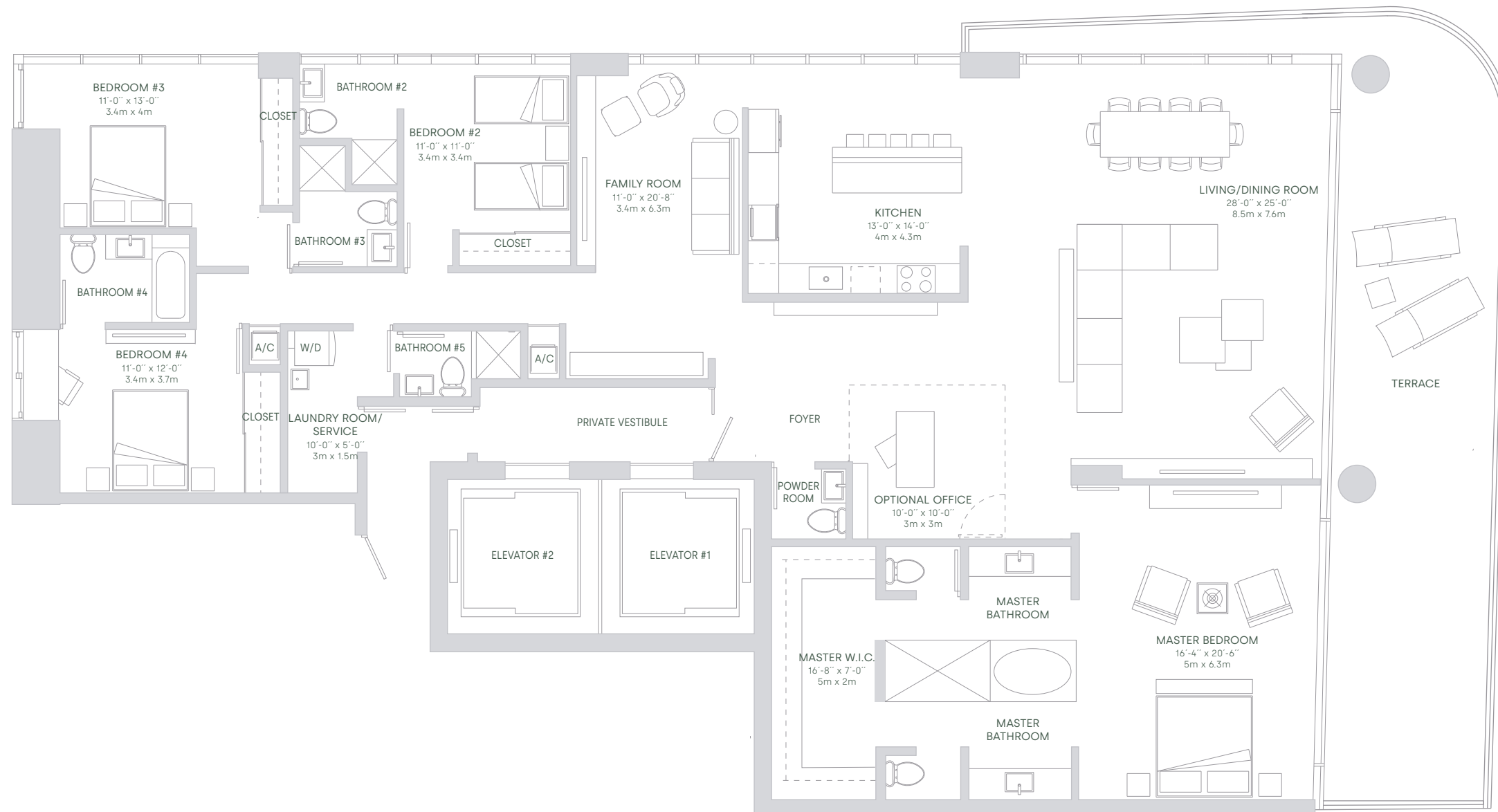


**PENTHOUSES**  
LEVEL 57-59

TOTAL SQ.FT.	3,812 SQ.FT	354 SQ.MT
A/C AREA	3,260 SQ.FT	303 SQ.MT
TERRACE	552 SQ.FT	51 SQ.MT

# PH 01

4 BEDROOMS  
5<sup>1/2</sup> BATHROOMS + OFFICE



All dimensions are approximate and all floor plans and development plans are subject to change. Stated square footages and dimensions are measured to the exterior boundaries of the exterior walls and the centerline of interior demising walls between units and in fact vary from the dimensions that would be determined by using the description and definition of the "Unit" set forth in the Declaration (which generally only includes the interior airspace between the perimeter walls and excludes all interior structural components and other common elements). This method used herein is generally found in sales materials and is provided to allow a prospective buyer to compare the Units with units in other condominium projects that utilize the same method. Measurements of rooms set forth on this floor plan are generally taken at the farthest points of each given room (as described above and as if the room were a perfect rectangle), without regard for any cutouts or variations. Accordingly, the area of the actual room will typically be smaller than the product obtained by multiplying the stated length and width. All square footages and dimensions are estimates which are based on preliminary plans and will vary with actual construction. This floor plan represents the typical floor plan for the residence type indicated and is provided for informational purposes only. The actual floor plan of the residence may differ. All floor plans, specifications and other development plans are proposed and conceptual only, and are subject to change and will not necessarily accurately reflect the final plans and specifications for the development. The furnishings and decor illustrated are not included with the purchase of the Unit. See Prospectus for information regarding what is offered with the Unit and the calculation of the Unit square footage and dimensions.





**PENTHOUSES**  
LEVEL 57-59

TOTAL SQ.FT.	3,493 SQ.FT	325 SQ.MT
A/C AREA	3,000 SQ.FT	279 SQ.MT
TERRACE	493 SQ.FT	46 SQ.MT

**PH 02**

4 BEDROOMS  
5<sup>1/2</sup> BATHROOMS + OFFICE



All dimensions are approximate and all floor plans and development plans are subject to change. Stated square footages and dimensions are measured to the exterior boundaries of the exterior walls and the centerline of interior demising walls between units and in fact vary from the dimensions that would be determined by using the description and definition of the "Unit" set forth in the Declaration (which generally only includes the interior airspace between the perimeter walls and excludes all interior structural components and other common elements). This method used herein is generally found in sales materials and is provided to allow a prospective buyer to compare the Units with units in other condominium projects that utilize the same method. Measurements of rooms set forth on this floor plan are generally taken at the farthest points of each given room (as described above and as if the room were a perfect rectangle), without regard for any cutouts or variations. Accordingly, the area of the actual room will typically be smaller than the product obtained by multiplying the stated length and width. All square footages and dimensions are estimates which are based on preliminary plans and will vary with actual construction. This floor plan represents the typical floor plan for the residence type indicated and is provided for informational purposes only. The actual floor plan of the residence may differ. All floor plans, specifications and other development plans are proposed and conceptual only, and are subject to change and will not necessarily accurately reflect the final plans and specifications for the development. The furnishings and decor illustrated are not included with the purchase of the Unit. See Prospectus for information regarding what is offered with the Unit and the calculation of the Unit square footage and dimensions.

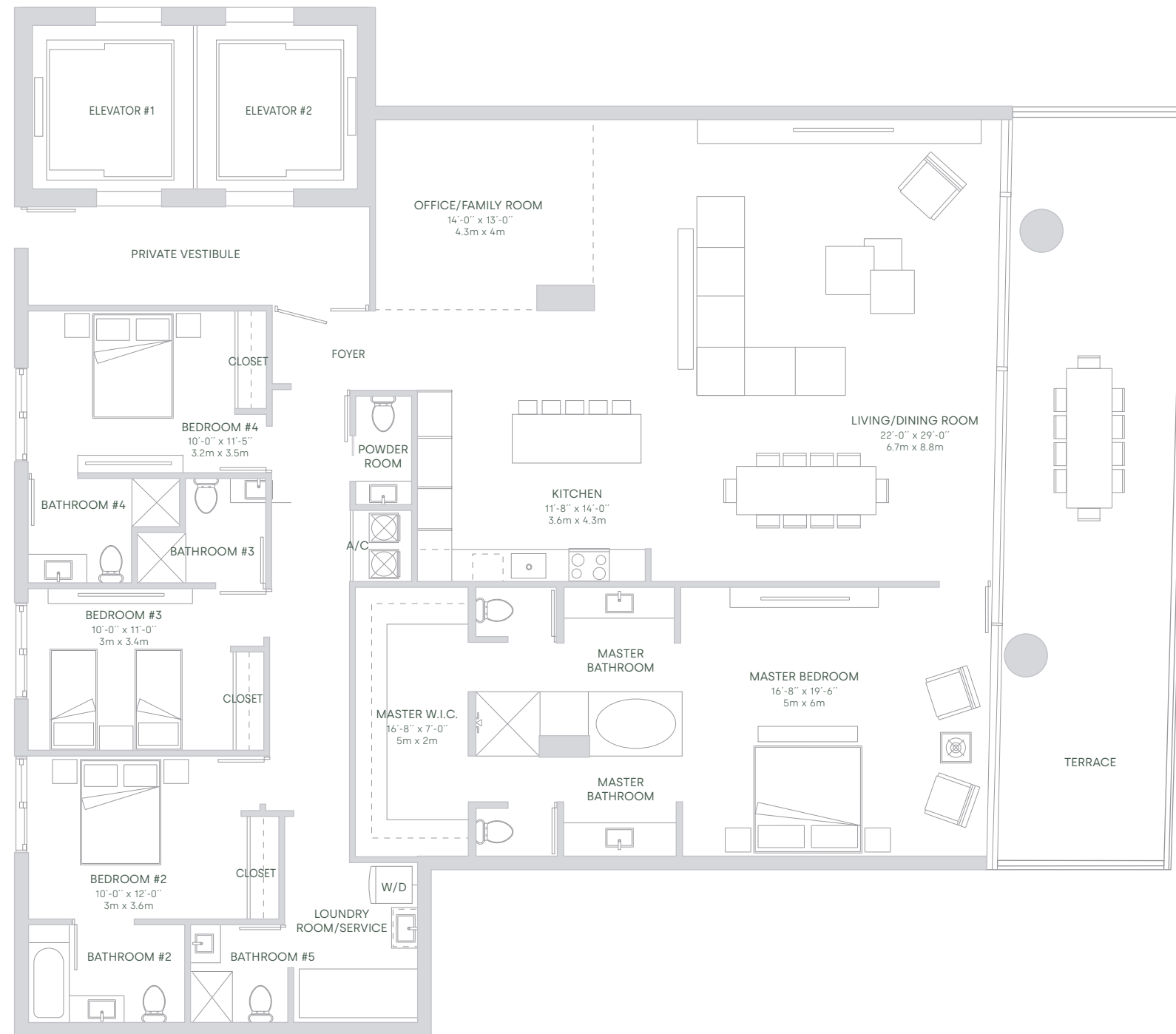


# PH 03

## PENTHOUSES LEVEL 57-59

TOTAL SQ.FT.	3,424 SQ.FT	318 SQ.MT
A/C AREA	2,930 SQ.FT	272 SQ.MT
TERRACE	494 SQ.FT	46 SQ.MT

4 BEDROOMS  
5<sup>1/2</sup> BATHROOMS + OFFICE

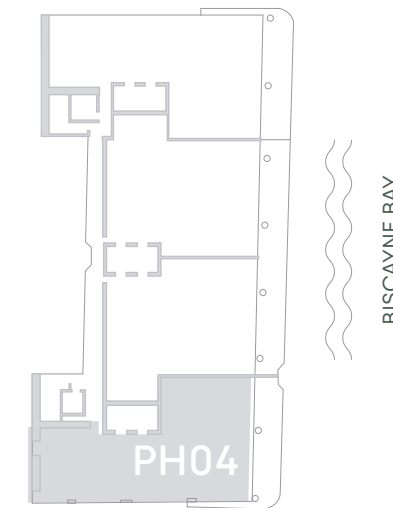
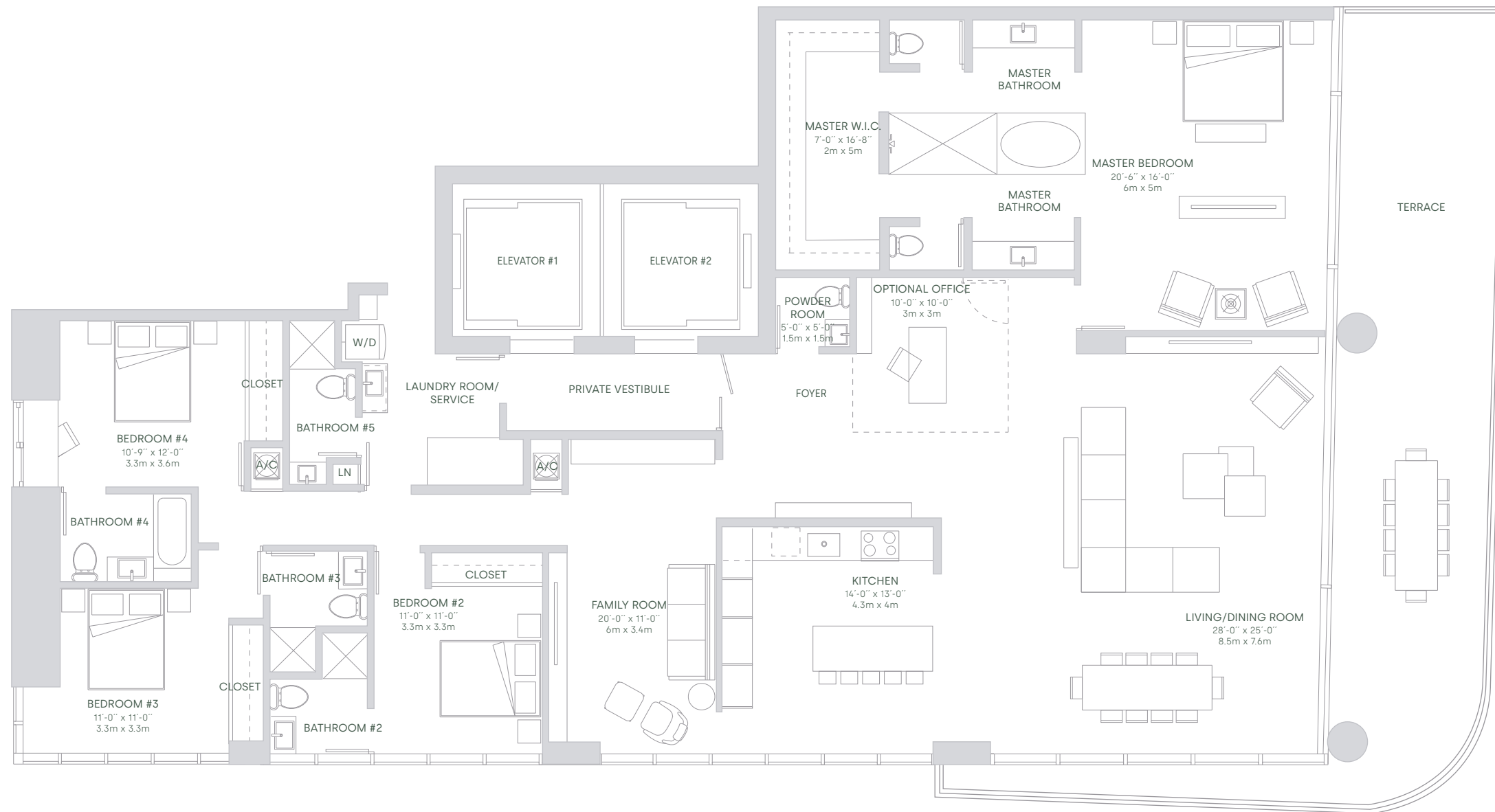


All dimensions are approximate and all floor plans and development plans are subject to change. Stated square footages and dimensions are measured to the exterior boundaries of the exterior walls and the centerline of interior demising walls between units and in fact vary from the dimensions that would be determined by using the description and definition of the "Unit" set forth in the Declaration (which generally only includes the interior airspace between the perimeter walls and excludes all interior structural components and other common elements). This method used herein is generally found in sales materials and is provided to allow a prospective buyer to compare the Units with units in other condominium projects that utilize the same method. Measurements of rooms set forth on this floor plan are generally taken at the farthest points of each given room (as described above and as if the room were a perfect rectangle), without regard for any cutouts or variations. Accordingly, the area of the actual room will typically be smaller than the product obtained by multiplying the stated length and width. All square footages and dimensions are estimates which are based on preliminary plans and will vary with actual construction. This floor plan represents the typical floor plan for the residence type indicated and is provided for informational purposes only. The actual floor plan of the residence may differ. All floor plans, specifications and other development plans are proposed and conceptual only, and are subject to change and will not necessarily accurately reflect the final plans and specifications for the development. The furnishings and decor illustrated are not included with the purchase of the Unit. See Prospectus for information regarding what is offered with the Unit and the calculation of the Unit square footage and dimensions.



TOTAL SQ.FT.	3,824 SQ.FT	356 SQ.MT
A/C AREA	3,289 SQ.FT	306 SQ.MT
TERRACE	535 SQ.FT	50 SQ.MT


4 BEDROOMS  
5<sup>1/2</sup> BATHROOMS + OFFICE



All dimensions are approximate and all floor plans and development plans are subject to change. Stated square footages and dimensions are measured to the exterior boundaries of the exterior walls and the centerline of interior demising walls between units and in fact vary from the dimensions that would be determined by using the description and definition of the "Unit" set forth in the Declaration (which generally only includes the interior airspace between the perimeter walls and excludes all interior structural components and other common elements). This method used herein is generally found in sales materials and is provided to allow a prospective buyer to compare the Units with units in other condominium projects that utilize the same method. Measurements of rooms set forth on this floor plan are generally taken at the farthest points of each given room (as described above and as if the room were a perfect rectangle), without regard for any cutouts or variations. Accordingly, the area of the actual room will typically be smaller than the product obtained by multiplying the stated length and width. All square footages and dimensions are estimates which are based on preliminary plans and will vary with actual construction. This floor plan represents the typical floor plan for the residence type indicated and is provided for informational purposes only. The actual floor plan of the residence may differ. All floor plans, specifications and other development plans are proposed and conceptual only, and are subject to change and will not necessarily accurately reflect the final plans and specifications for the development. The furnishings and decor illustrated are not included with the purchase of the Unit. See Prospectus for information regarding what is offered with the Unit and the calculation of the Unit square footage and dimensions.

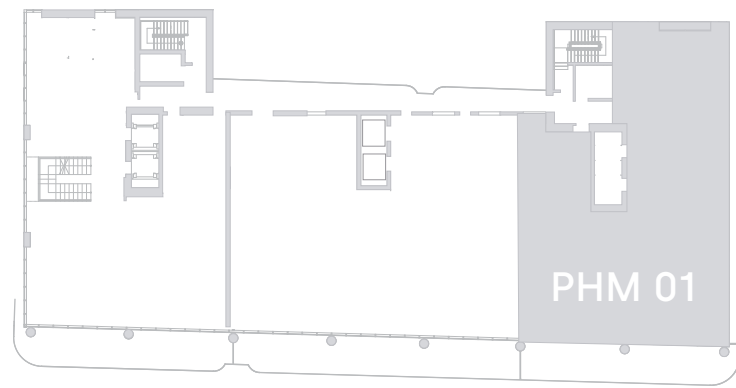






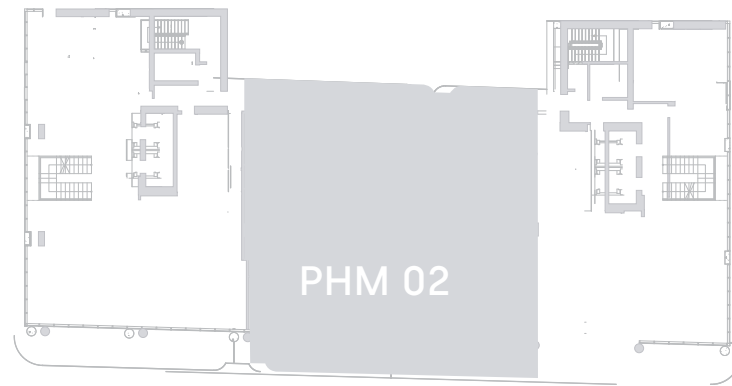
**ARIA**  
RESERVE

**PENTHOUSE COLLECTION / Penthouse Mansions**



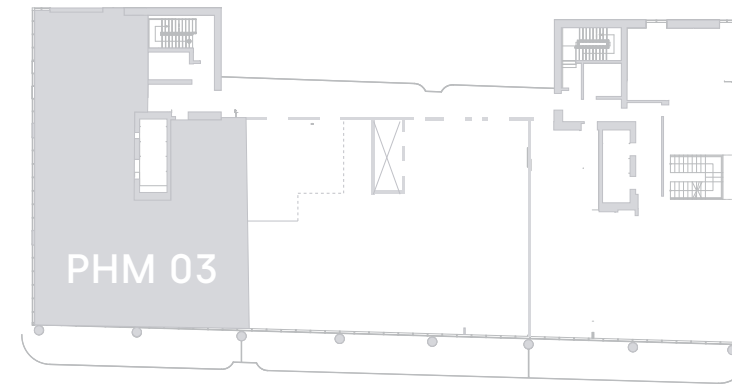
BISCAYNE BAY

**PHM 01**  
7 BEDROOMS  
7 1/2 BATHROOMS



BISCAYNE BAY

**PHM 02**  
7 BEDROOMS  
7 1/2 BATHROOMS + OFFICE



BISCAYNE BAY

**PHM 03**  
7 BEDROOMS  
7 1/2 BATHROOMS



All dimensions are approximate and all floor plans and development plans are subject to change. Stated square footages and dimensions are measured to the exterior boundaries of the exterior walls and the centerline of interior demising walls between units and in fact vary from the dimensions that would be determined by using the description and definition of the "Unit" set forth in the Declaration (which generally only includes the interior airspace between the perimeter walls and excludes all interior structural components and other common elements). This method used herein is generally found in sales materials and is provided to allow a prospective buyer to compare the Units with units in other condominium projects that utilize the same method. Measurements of rooms set forth on this floor plan are generally taken at the farthest points of each given room (as described above and as if the room were a perfect rectangle), without regard for any cutouts or variations. Accordingly, the area of the actual room will typically be smaller than the product obtained by multiplying the stated length and width. All square footages and dimensions are estimates which are based on preliminary plans and will vary with actual construction. This floor plan represents the typical floor plan for the residence type indicated and is provided for informational purposes only. The actual floor plan of the residence may differ. All floor plans, specifications and other development plans are proposed and conceptual only, and are subject to change and will not necessarily accurately reflect the final plans and specifications for the development. The furnishings and decor illustrated are not included with the purchase of the Unit. See Prospectus for information regarding what is offered with the Unit and the calculation of the Unit square footage and dimensions.



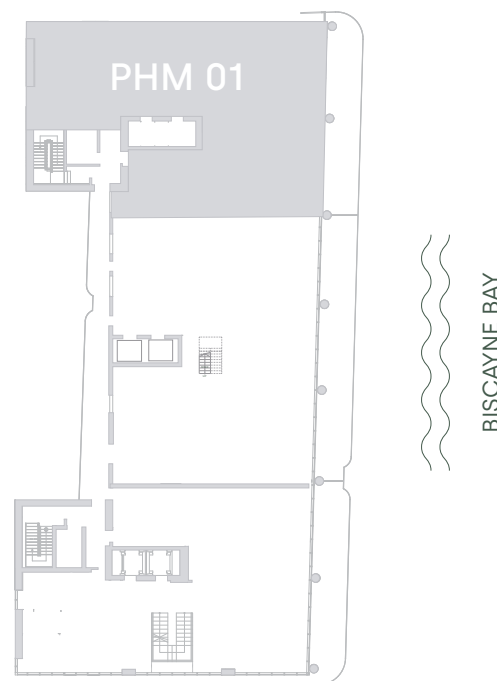


**PENTHOUSES MANSIONS**  
LEVEL 60-62

<b>TOTAL SQ.FT.</b>	<b>12,435 SQ.FT</b>	<b>1,155 SQ.MT</b>
<b>A/C AREA</b>	<b>8,385 SQ.FT</b>	<b>779 SQ.MT</b>
<b>TERRACE</b>	<b>4,050 SQ.FT</b>	<b>376 SQ.MT</b>

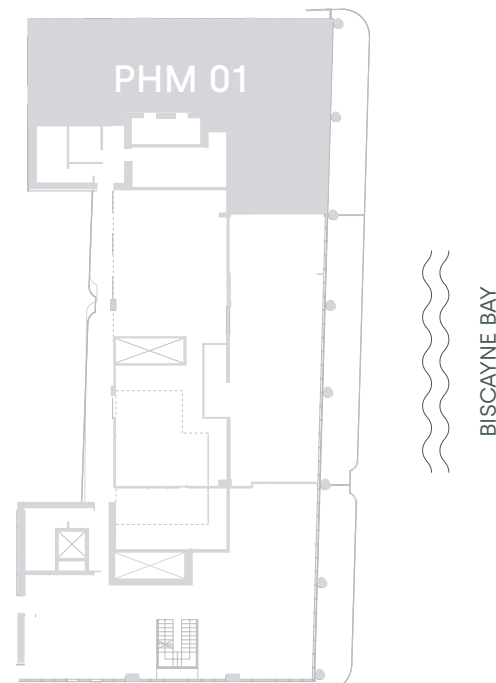
**PHM 01**

7 BEDROOMS  
7<sup>1/2</sup> BATHROOMS



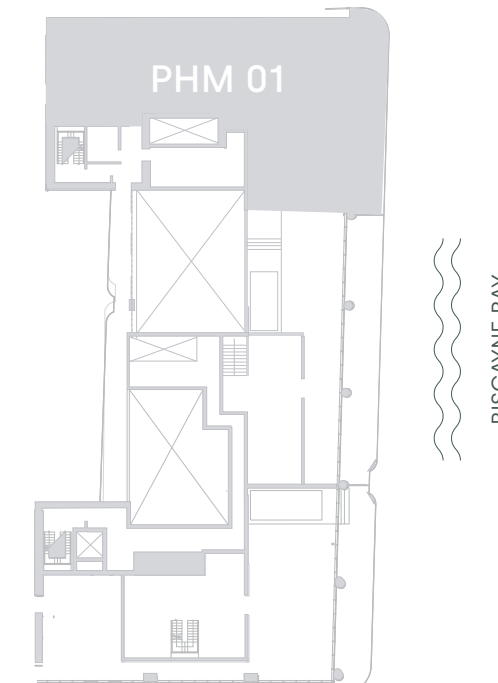
LEVEL 1

<b>TOTAL SQ.FT.</b>	<b>4,735 SQ.FT</b>	<b>440 SQ.MT</b>
<b>A/C AREA</b>	<b>4,110 SQ.FT</b>	<b>382 SQ.MT</b>
<b>TERRACE</b>	<b>625 SQ.FT</b>	<b>58 SQ.MT</b>



LEVEL 2

<b>TOTAL SQ.FT.</b>	<b>5,441 SQ.FT</b>	<b>506 SQ.MT</b>
<b>A/C AREA</b>	<b>3,345 SQ.FT</b>	<b>311 SQ.MT</b>
<b>TERRACE</b>	<b>625 SQ.FT</b>	<b>58 SQ.MT</b>



LEVEL 3

<b>TOTAL SQ.FT.</b>	<b>3,730 SQ.FT</b>	<b>346 SQ.MT</b>
<b>A/C AREA</b>	<b>930 SQ.FT</b>	<b>86 SQ.MT</b>
<b>TERRACE</b>	<b>2,800 SQ.FT</b>	<b>260 SQ.MT</b>



All dimensions are approximate and all floor plans and development plans are subject to change. Stated square footages and dimensions are measured to the exterior boundaries of the exterior walls and the centerline of interior demising walls between units and in fact vary from the dimensions that would be determined by using the description and definition of the "Unit" set forth in the Declaration (which generally only includes the interior airspace between the perimeter walls and excludes all interior structural components and other common elements). This method used herein is generally found in sales materials and is provided to allow a prospective buyer to compare the Units with units in other condominium projects that utilize the same method. Measurements of rooms set forth on this floor plan are generally taken at the farthest points of each given room (as described above and as if the room were a perfect rectangle), without regard for any cutouts or variations. Accordingly, the area of the actual room will typically be smaller than the product obtained by multiplying the stated length and width. All square footages and dimensions are estimates which are based on preliminary plans and will vary with actual construction. This floor plan represents the typical floor plan for the residence type indicated and is provided for informational purposes only. The actual floor plan of the residence may differ. All floor plans, specifications and other development plans are proposed and conceptual only, and are subject to change and will not necessarily accurately reflect the final plans and specifications for the development. The furnishings and decor illustrated are not included with the purchase of the Unit. See Prospectus for information regarding what is offered with the Unit and the calculation of the Unit square footage and dimensions.





**PENTHOUSES MANSIONS**  
LEVEL 60-62

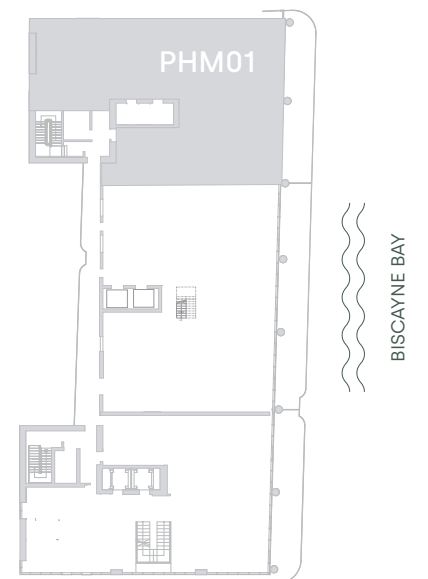
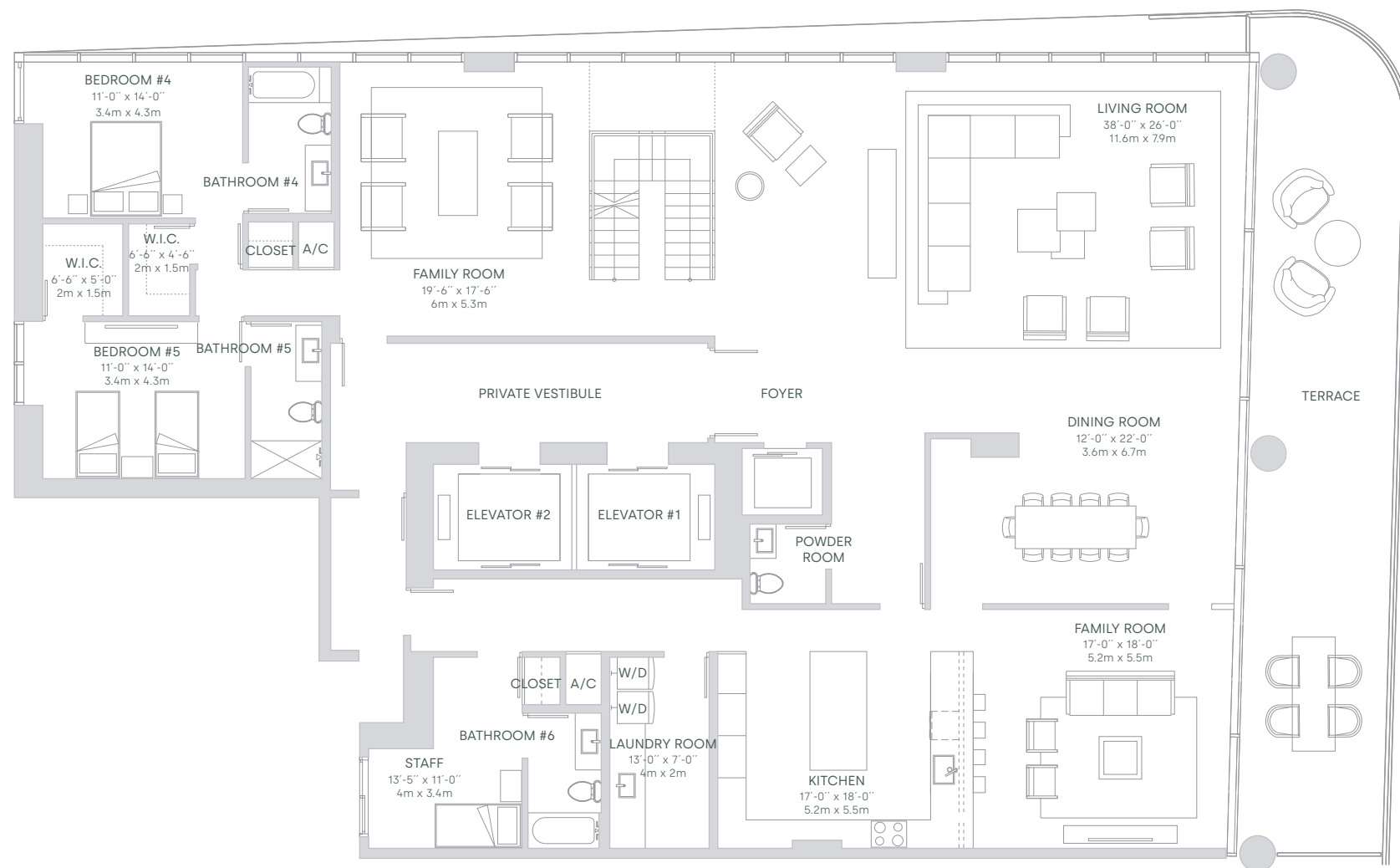
TOTAL SQ.FT.	4,735 SQ.FT	440 SQ.MT
A/C AREA	4,110 SQ.FT	382 SQ.MT
TERRACE	625 SQ.FT	58 SQ.MT

**PHM 01**

LEVEL 01

7 BEDROOMS

7 1/2 BATHROOMS



All dimensions are approximate and all floor plans and development plans are subject to change. Stated square footages and dimensions are measured to the exterior boundaries of the exterior walls and the centerline of interior demising walls between units and in fact vary from the dimensions that would be determined by using the description and definition of the "Unit" set forth in the Declaration (which generally only includes the interior airspace between the perimeter walls and excludes all interior structural components and other common elements). This method used herein is generally found in sales materials and is provided to allow a prospective buyer to compare the Units with units in other condominium projects that utilize the same method. Measurements of rooms set forth on this floor plan are generally taken at the farthest points of each given room (as described above and as if the room were a perfect rectangle), without regard for any cutouts or variations. Accordingly, the area of the actual room will typically be smaller than the product obtained by multiplying the stated length and width. All square footages and dimensions are estimates which are based on preliminary plans and will vary with actual construction. This floor plan represents the typical floor plan for the residence type indicated and is provided for informational purposes only. The actual floor plan of the residence may differ. All floor plans, specifications and other development plans are proposed and conceptual only, and are subject to change and will not necessarily accurately reflect the final plans and specifications for the development. The furnishings and decor illustrated are not included with the purchase of the Unit. See Prospectus for information regarding what is offered with the Unit and the calculation of the Unit square footage and dimensions.





**PENTHOUSES MANSIONS**  
LEVEL 60-62

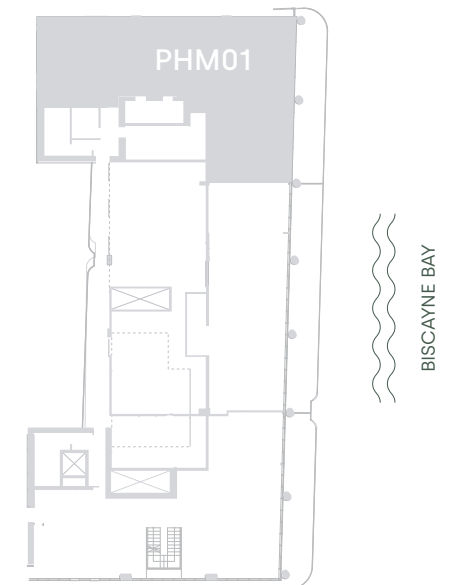
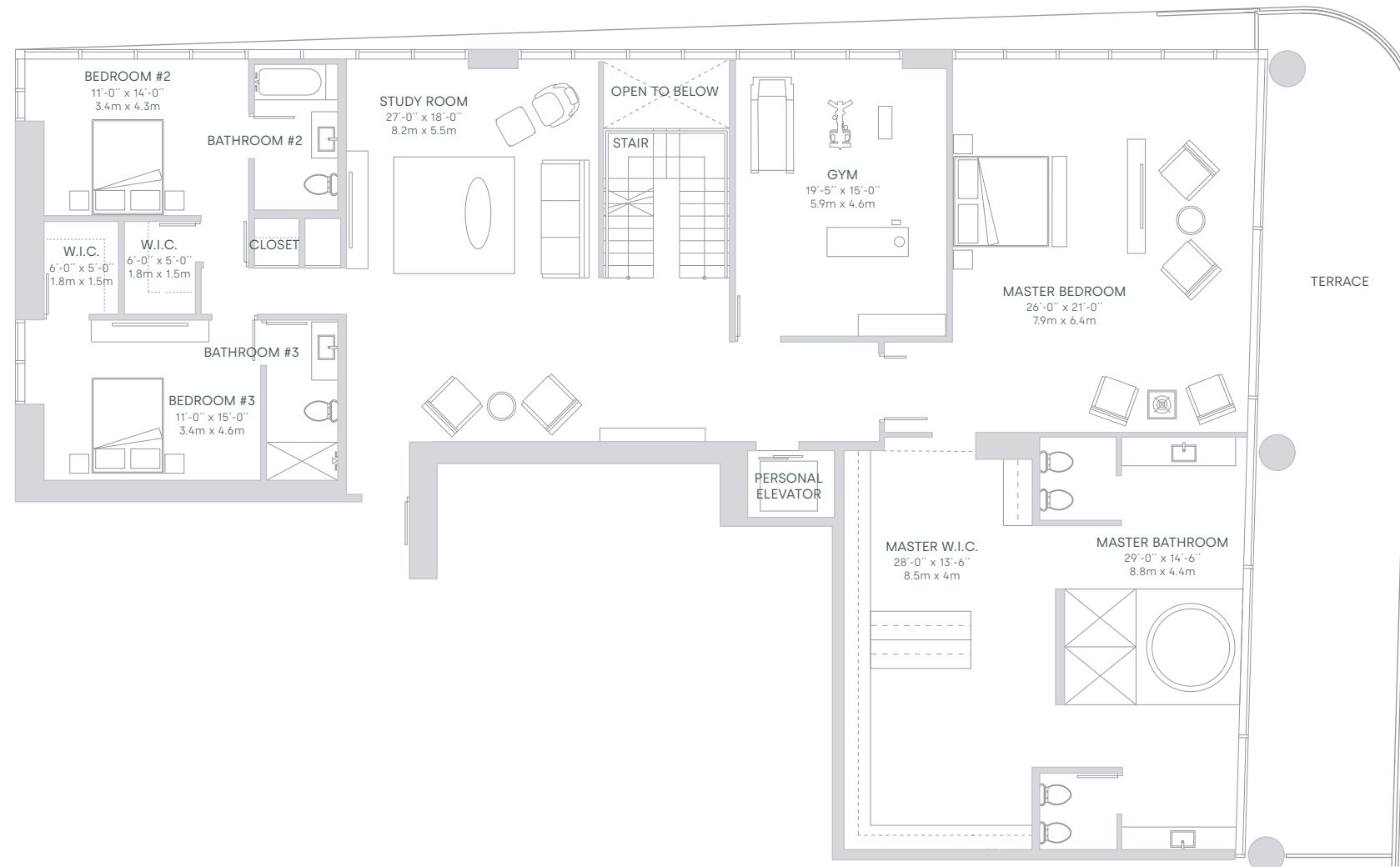
TOTAL SQ.FT.	5,441 SQ.FT	506 SQ.MT
A/C AREA	3,345 SQ.FT	311 SQ.MT
TERRACE	625 SQ.FT	58 SQ.MT

**PHM 01**

LEVEL 02

7 BEDROOMS

7<sup>1/2</sup> BATHROOMS



All dimensions are approximate and all floor plans and development plans are subject to change. Stated square footages and dimensions are measured to the exterior boundaries of the exterior walls and the centerline of interior demising walls between units and in fact vary from the dimensions that would be determined by using the description and definition of the "Unit" set forth in the Declaration (which generally only includes the interior airspace between the perimeter walls and excludes all interior structural components and other common elements). This method used herein is generally found in sales materials and is provided to allow a prospective buyer to compare the Units with units in other condominium projects that utilize the same method. Measurements of rooms set forth on this floor plan are generally taken at the farthest points of each given room (as described above and as if the room were a perfect rectangle), without regard for any cutouts or variations. Accordingly, the area of the actual room will typically be smaller than the product obtained by multiplying the stated length and width. All square footages and dimensions are estimates which are based on preliminary plans and will vary with actual construction. This floor plan represents the typical floor plan for the residence type indicated and is provided for informational purposes only. The actual floor plan of the residence may differ. All floor plans, specifications and other development plans are proposed and conceptual only, and are subject to change and will not necessarily accurately reflect the final plans and specifications for the development. The furnishings and decor illustrated are not included with the purchase of the Unit. See Prospectus for information regarding what is offered with the Unit and the calculation of the Unit square footage and dimensions.





**PENTHOUSES MANSIONS**  
LEVEL 60-62

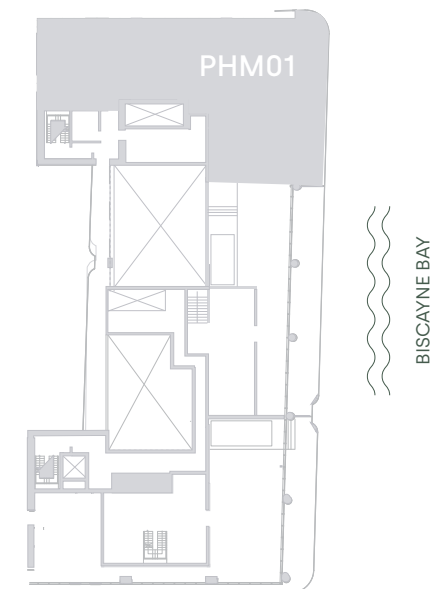
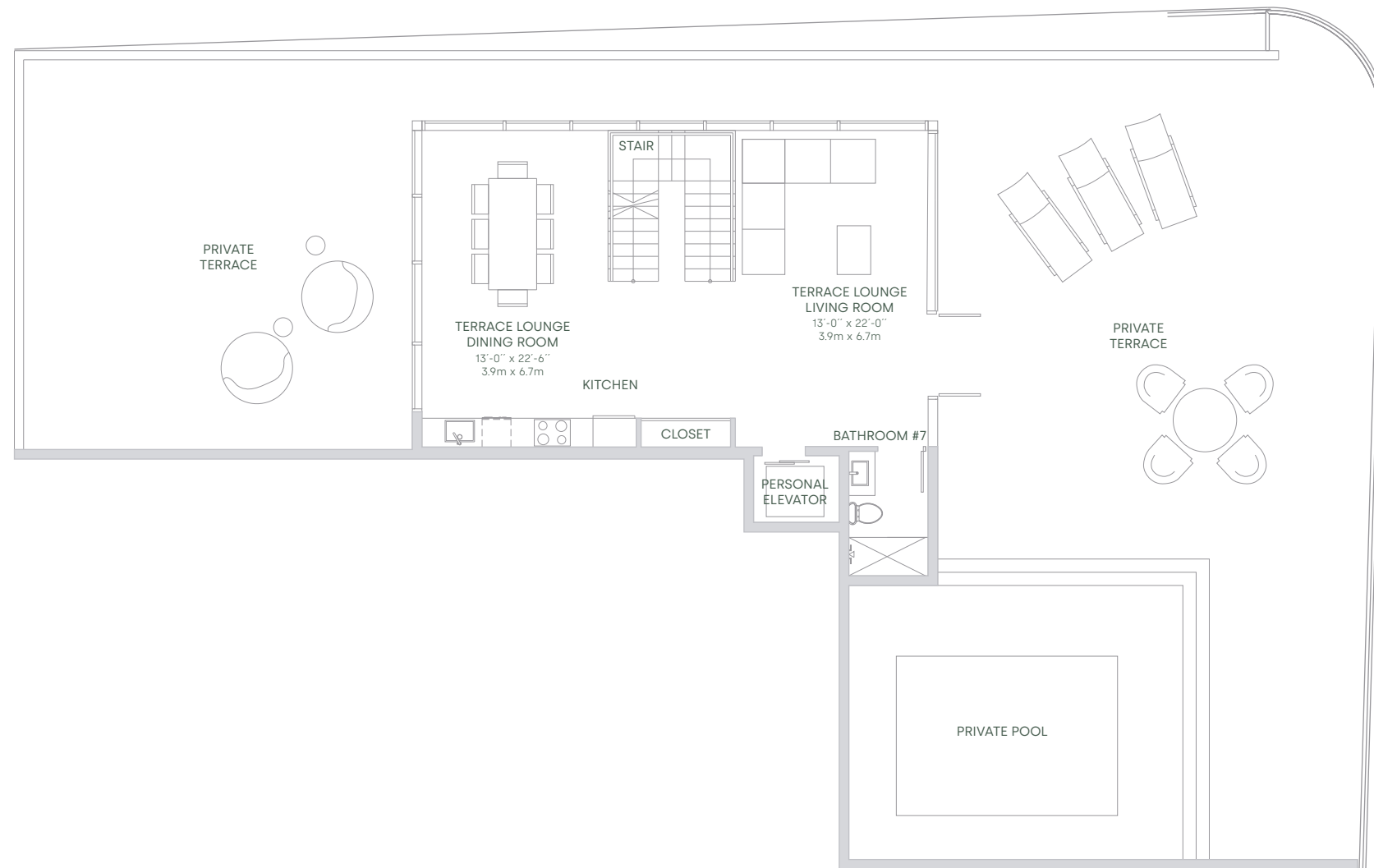
TOTAL SQ.FT.	3,730 SQ.FT	346 SQ.MT
A/C AREA	930 SQ.FT	86 SQ.MT
TERRACE	2,800 SQ.FT	260 SQ.MT

**PHM 01**

LEVEL 03

7 BEDROOMS

7<sup>1/2</sup> BATHROOMS



All dimensions are approximate and all floor plans and development plans are subject to change. Stated square footages and dimensions are measured to the exterior boundaries of the exterior walls and the centerline of interior demising walls between units and in fact vary from the dimensions that would be determined by using the description and definition of the "Unit" set forth in the Declaration (which generally only includes the interior airspace between the perimeter walls and excludes all interior structural components and other common elements). This method used herein is generally found in sales materials and is provided to allow a prospective buyer to compare the Units with units in other condominium projects that utilize the same method. Measurements of rooms set forth on this floor plan are generally taken at the farthest points of each given room (as described above and as if the room were a perfect rectangle), without regard for any cutouts or variations. Accordingly, the area of the actual room will typically be smaller than the product obtained by multiplying the stated length and width. All square footages and dimensions are estimates which are based on preliminary plans and will vary with actual construction. This floor plan represents the typical floor plan for the residence type indicated and is provided for informational purposes only. The actual floor plan of the residence may differ. All floor plans, specifications and other development plans are proposed and conceptual only, and are subject to change and will not necessarily accurately reflect the final plans and specifications for the development. The furnishings and decor illustrated are not included with the purchase of the Unit. See Prospectus for information regarding what is offered with the Unit and the calculation of the Unit square footage and dimensions.





**PENTHOUSES MANSIONS**  
LEVEL 60-62

<b>TOTAL SQ.FT.</b>	<b>11,486 SQ.FT</b>	<b>1,067 SQ.MT</b>
<b>A/C AREA</b>	<b>7,790 SQ.FT</b>	<b>724 SQ.MT</b>
<b>TERRACE</b>	<b>3,696 SQ.FT</b>	<b>343 SQ.MT</b>

**PHM 02**

7 BEDROOMS  
7 1/2 BATHROOMS + OFFICE



BISCAYNE BAY

LEVEL 1

<b>TOTAL SQ.FT.</b>	<b>5,441 SQ.FT</b>	<b>506 SQ.MT</b>
<b>A/C AREA</b>	<b>4,605 SQ.FT</b>	<b>428 SQ.MT</b>
<b>TERRACE</b>	<b>836 SQ.FT</b>	<b>78 SQ.MT</b>



BISCAYNE BAY

LEVEL 2

<b>TOTAL SQ.FT.</b>	<b>3,161 SQ.FT</b>	<b>294 SQ.MT</b>
<b>A/C AREA</b>	<b>2,325 SQ.FT</b>	<b>216 SQ.MT</b>
<b>TERRACE</b>	<b>836 SQ.FT</b>	<b>78 SQ.MT</b>



BISCAYNE BAY

LEVEL 3

<b>TOTAL SQ.FT.</b>	<b>2,884 SQ.FT</b>	<b>268 SQ.MT</b>
<b>A/C AREA</b>	<b>860 SQ.FT</b>	<b>80 SQ.MT</b>
<b>TERRACE</b>	<b>2,024 SQ.FT</b>	<b>188 SQ.MT</b>



All dimensions are approximate and all floor plans and development plans are subject to change. Stated square footages and dimensions are measured to the exterior boundaries of the exterior walls and the centerline of interior demising walls between units and in fact vary from the dimensions that would be determined by using the description and definition of the "Unit" set forth in the Declaration (which generally only includes the interior airspace between the perimeter walls and excludes all interior structural components and other common elements). This method used herein is generally found in sales materials and is provided to allow a prospective buyer to compare the Units with units in other condominium projects that utilize the same method. Measurements of rooms set forth on this floor plan are generally taken at the farthest points of each given room (as described above and as if the room were a perfect rectangle), without regard for any cutouts or variations. Accordingly, the area of the actual room will typically be smaller than the product obtained by multiplying the stated length and width. All square footages and dimensions are estimates which are based on preliminary plans and will vary with actual construction. This floor plan represents the typical floor plan for the residence type indicated and is provided for informational purposes only. The actual floor plan of the residence may differ. All floor plans, specifications and other development plans are proposed and conceptual only, and are subject to change and will not necessarily accurately reflect the final plans and specifications for the development. The furnishings and decor illustrated are not included with the purchase of the Unit. See Prospectus for information regarding what is offered with the Unit and the calculation of the Unit square footage and dimensions.





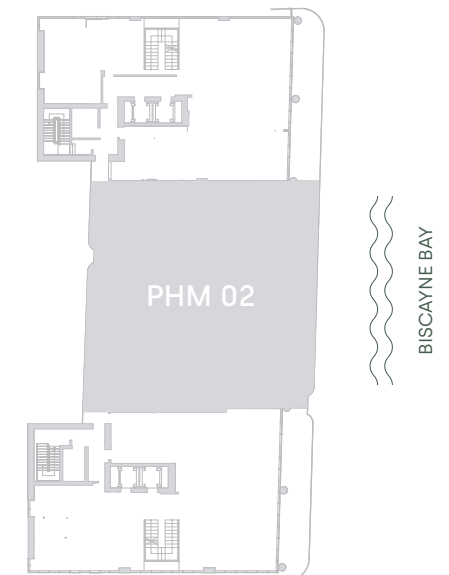
**PENTHOUSES MANSIONS**  
LEVEL 60-62

TOTAL SQ.FT.	5,441 SQ.FT	506 SQ.MT
A/C AREA	4,605 SQ.FT	428 SQ.MT
TERRACE	836 SQ.FT	78 SQ.MT

# PHM 02

LEVEL 01

7 BEDROOMS + GYM  
7 1/2 BATHROOMS + OFFICE



All dimensions are approximate and all floor plans and development plans are subject to change. Stated square footages and dimensions are measured to the exterior boundaries of the exterior walls and the centerline of interior demising walls between units and in fact vary from the dimensions that would be determined by using the description and definition of the "Unit" set forth in the Declaration (which generally only includes the interior airspace between the perimeter walls and excludes all interior structural components and other common elements). This method used herein is generally found in sales materials and is provided to allow a prospective buyer to compare the Units with units in other condominium projects that utilize the same method. Measurements of rooms set forth on this floor plan are generally taken at the farthest points of each given room (as described above and as if the room were a perfect rectangle), without regard for any cutouts or variations. Accordingly, the area of the actual room will typically be smaller than the product obtained by multiplying the stated length and width. All square footages and dimensions are estimates which are based on preliminary plans and will vary with actual construction. This floor plan represents the typical floor plan for the residence type indicated and is provided for informational purposes only. The actual floor plan of the residence may differ. All floor plans, specifications and other development plans are proposed and conceptual only, and are subject to change and will not necessarily accurately reflect the final plans and specifications for the development. The furnishings and decor illustrated are not included with the purchase of the Unit. See Prospectus for information regarding what is offered with the Unit and the calculation of the Unit square footage and dimensions.







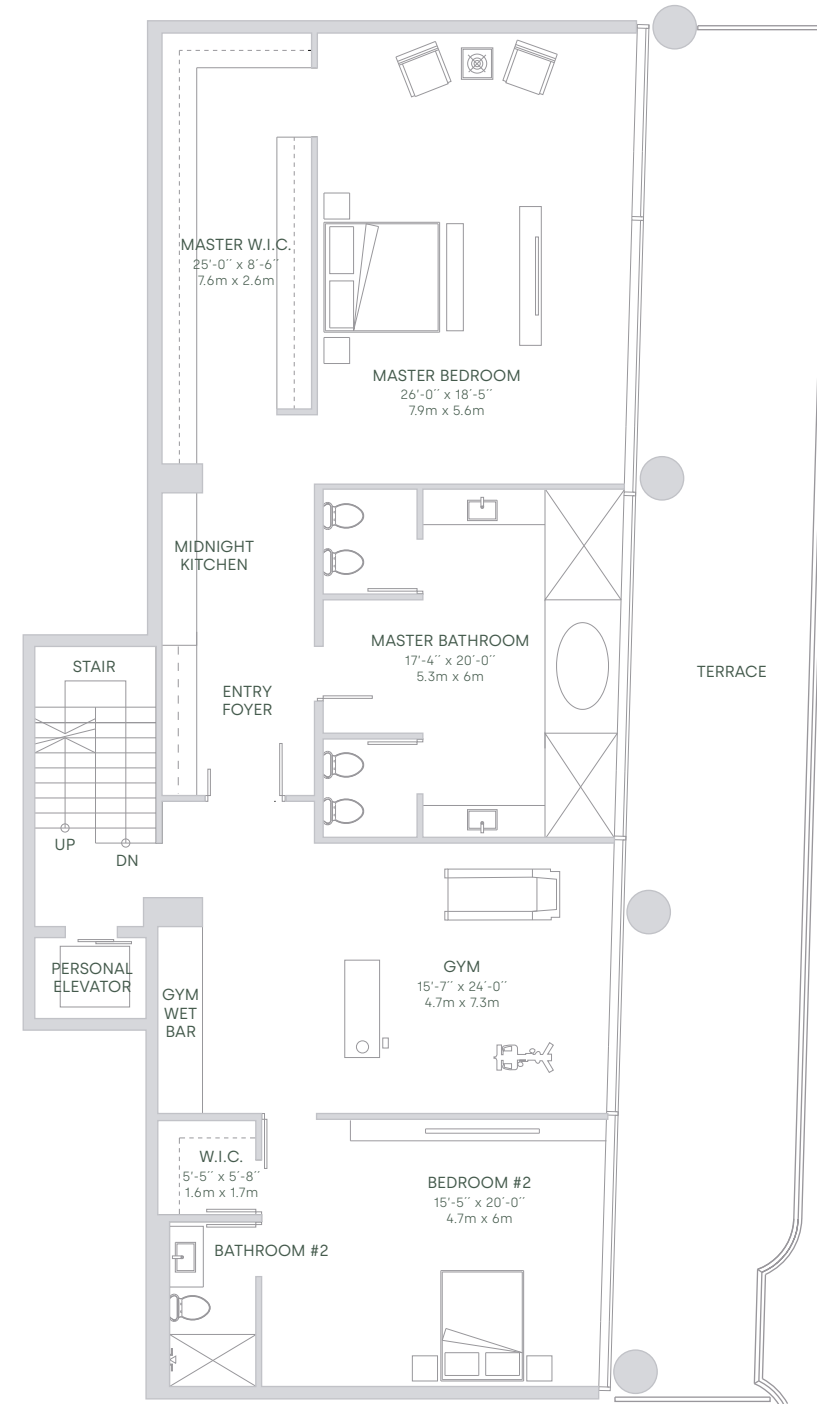
**PENTHOUSES MANSIONS**  
LEVEL 60-62

TOTAL SQ.FT.	3,161 SQ.FT	294 SQ.MT
A/C AREA	2,325 SQ.FT	216 SQ.MT
TERRACE	836 SQ.FT	78 SQ.MT

# PHM 02

LEVEL 02

7 BEDROOMS + GYM  
7<sup>1/2</sup> BATHROOMS + OFFICE



All dimensions are approximate and all floor plans and development plans are subject to change. Stated square footages and dimensions are measured to the exterior boundaries of the exterior walls and the centerline of interior demising walls between units and in fact vary from the dimensions that would be determined by using the description and definition of the "Unit" set forth in the Declaration (which generally only includes the interior airspace between the perimeter walls and excludes all interior structural components and other common elements). This method used herein is generally found in sales materials and is provided to allow a prospective buyer to compare the Units with units in other condominium projects that utilize the same method. Measurements of rooms set forth on this floor plan are generally taken at the farthest points of each given room (as described above and as if the room were a perfect rectangle), without regard for any cutouts or variations. Accordingly, the area of the actual room will typically be smaller than the product obtained by multiplying the stated length and width. All square footages and dimensions are estimates which are based on preliminary plans and will vary with actual construction. This floor plan represents the typical floor plan for the residence type indicated and is provided for informational purposes only. The actual floor plan of the residence may differ. All floor plans, specifications and other development plans are proposed and conceptual only, and are subject to change and will not necessarily accurately reflect the final plans and specifications for the development. The furnishings and decor illustrated are not included with the purchase of the Unit. See Prospectus for information regarding what is offered with the Unit and the calculation of the Unit square footage and dimensions.





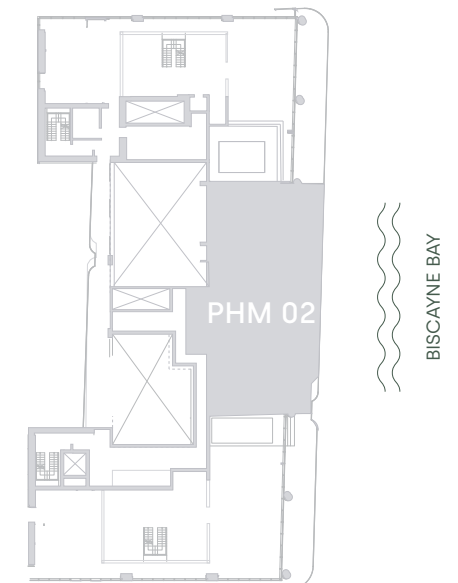
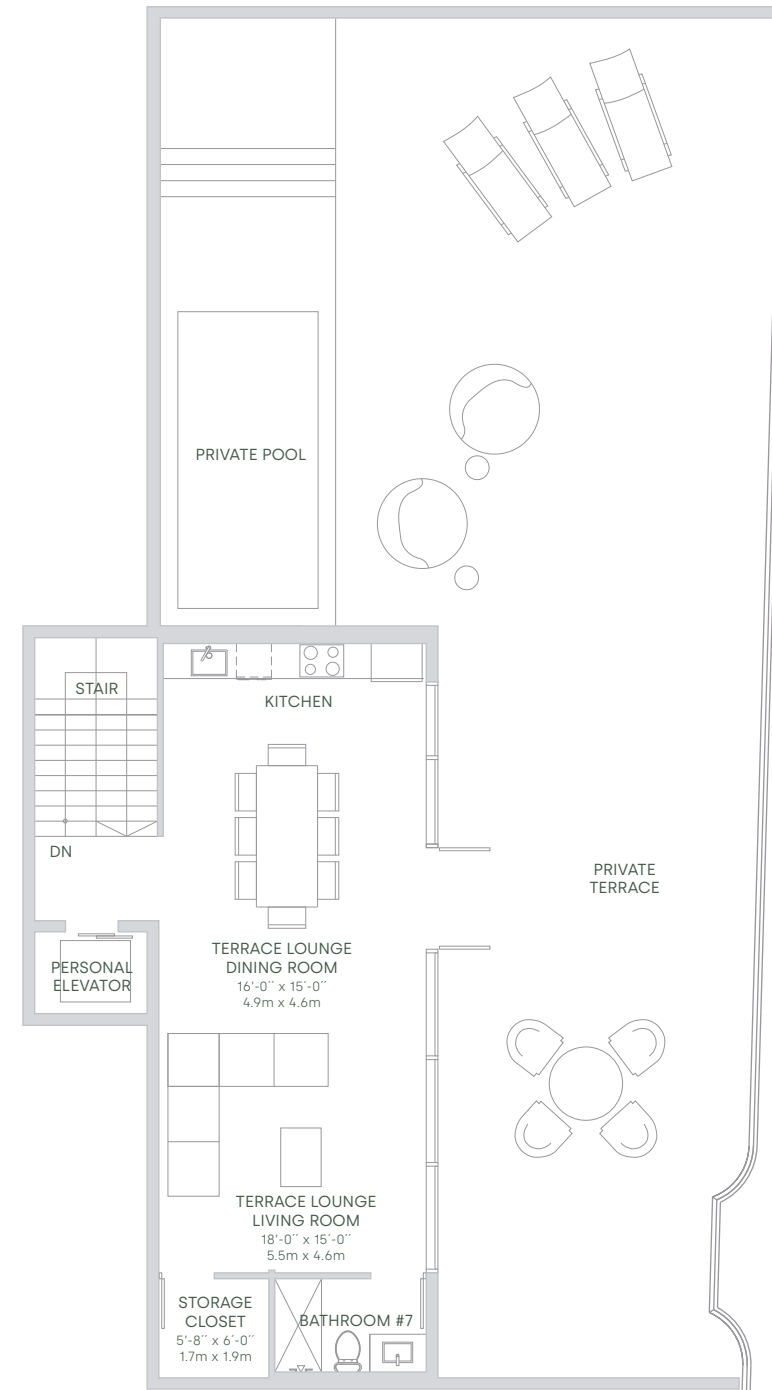
**PENTHOUSES MANSIONS**  
LEVEL 60-62

TOTAL SQ.FT.	2,884 SQ.FT	268 SQ.MT
A/C AREA	860 SQ.FT	80 SQ.MT
TERRACE	2,024 SQ.FT	188 SQ.MT

**PHM 02**

LEVEL 03

7 BEDROOMS + GYM  
7<sup>1/2</sup> BATHROOMS + OFFICE



All dimensions are approximate and all floor plans and development plans are subject to change. Stated square footages and dimensions are measured to the exterior boundaries of the exterior walls and the centerline of interior demising walls between units and in fact vary from the dimensions that would be determined by using the description and definition of the "Unit" set forth in the Declaration (which generally only includes the interior airspace between the perimeter walls and excludes all interior structural components and other common elements). This method used herein is generally found in sales materials and is provided to allow a prospective buyer to compare the Units with units in other condominium projects that utilize the same method. Measurements of rooms set forth on this floor plan are generally taken at the farthest points of each given room (as described above and as if the room were a perfect rectangle), without regard for any cutouts or variations. Accordingly, the area of the actual room will typically be smaller than the product obtained by multiplying the stated length and width. All square footages and dimensions are estimates which are based on preliminary plans and will vary with actual construction. This floor plan represents the typical floor plan for the residence type indicated and is provided for informational purposes only. The actual floor plan of the residence may differ. All floor plans, specifications and other development plans are proposed and conceptual only, and are subject to change and will not necessarily accurately reflect the final plans and specifications for the development. The furnishings and decor illustrated are not included with the purchase of the Unit. See Prospectus for information regarding what is offered with the Unit and the calculation of the Unit square footage and dimensions.



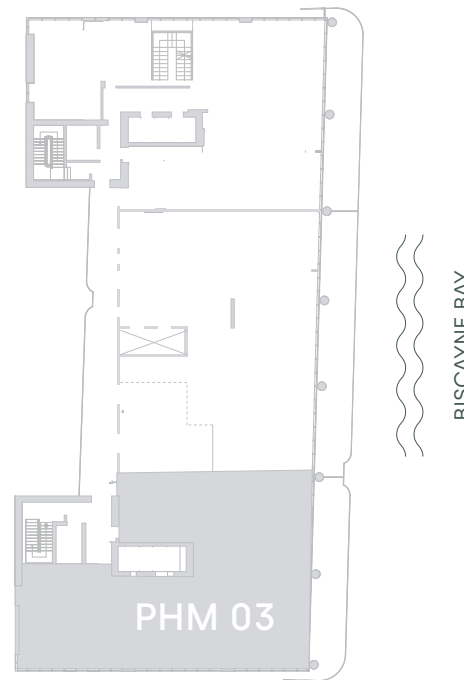


**PENTHOUSES MANSIONS**  
LEVEL 60-62

<b>TOTAL SQ.FT.</b>	<b>12,082 SQ.FT</b>	<b>1,122 SQ.MT</b>
<b>A/C AREA</b>	<b>7,987 SQ.FT</b>	<b>742 SQ.MT</b>
<b>TERRACE</b>	<b>4,095 SQ.FT</b>	<b>380 SQ.MT</b>

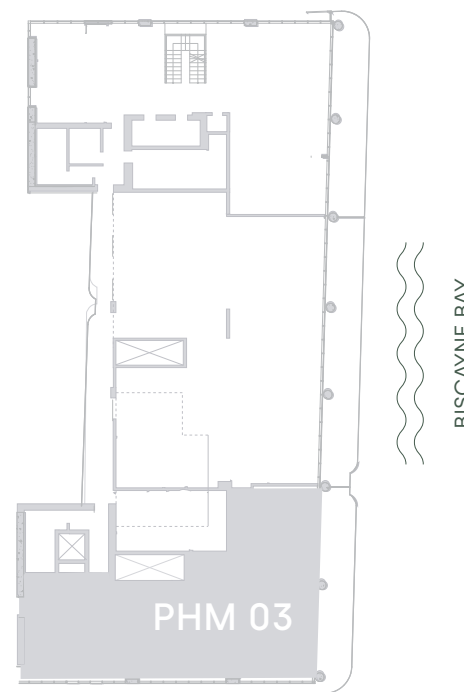
**PHM 03**

7 BEDROOMS  
7 1/2 BATHROOMS



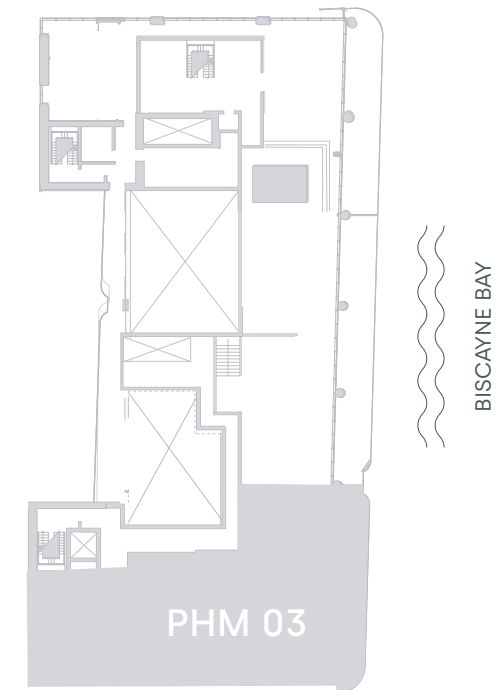
**LEVEL 1**

<b>TOTAL SQ.FT.</b>	<b>4,538 SQ.FT</b>	<b>422 SQ.MT</b>
<b>A/C AREA</b>	<b>3,928 SQ.FT</b>	<b>365 SQ.MT</b>
<b>TERRACE</b>	<b>610 SQ.FT</b>	<b>57 SQ.MT</b>



**LEVEL 2**

<b>TOTAL SQ.FT.</b>	<b>3,894 SQ.FT</b>	<b>362 SQ.MT</b>
<b>A/C AREA</b>	<b>3,284 SQ.FT</b>	<b>305 SQ.MT</b>
<b>TERRACE</b>	<b>610 SQ.FT</b>	<b>57 SQ.MT</b>



**LEVEL 3**

<b>TOTAL SQ.FT.</b>	<b>3,650 SQ.FT</b>	<b>339 SQ.MT</b>
<b>A/C AREA</b>	<b>775 SQ.FT</b>	<b>72 SQ.MT</b>
<b>TERRACE</b>	<b>2,875 SQ.FT</b>	<b>267 SQ.MT</b>



All dimensions are approximate and all floor plans and development plans are subject to change. Stated square footages and dimensions are measured to the exterior boundaries of the exterior walls and the centerline of interior demising walls between units and in fact vary from the dimensions that would be determined by using the description and definition of the "Unit" set forth in the Declaration (which generally only includes the interior airspace between the perimeter walls and excludes all interior structural components and other common elements). This method used herein is generally found in sales materials and is provided to allow a prospective buyer to compare the Units with units in other condominium projects that utilize the same method. Measurements of rooms set forth on this floor plan are generally taken at the farthest points of each given room (as described above and as if the room were a perfect rectangle), without regard for any cutouts or variations. Accordingly, the area of the actual room will typically be smaller than the product obtained by multiplying the stated length and width. All square footages and dimensions are estimates which are based on preliminary plans and will vary with actual construction. This floor plan represents the typical floor plan for the residence type indicated and is provided for informational purposes only. The actual floor plan of the residence may differ. All floor plans, specifications and other development plans are proposed and conceptual only, and are subject to change and will not necessarily accurately reflect the final plans and specifications for the development. The furnishings and decor illustrated are not included with the purchase of the Unit. See Prospectus for information regarding what is offered with the Unit and the calculation of the Unit square footage and dimensions.



**PENTHOUSES MANSIONS**  
LEVEL 60-62

422 SQ.MT TOTAL SQ.FT.

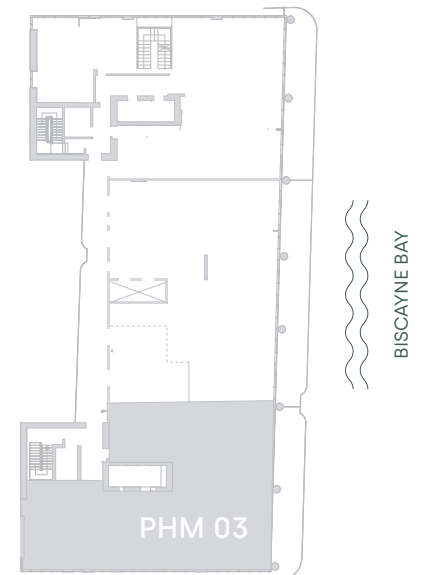
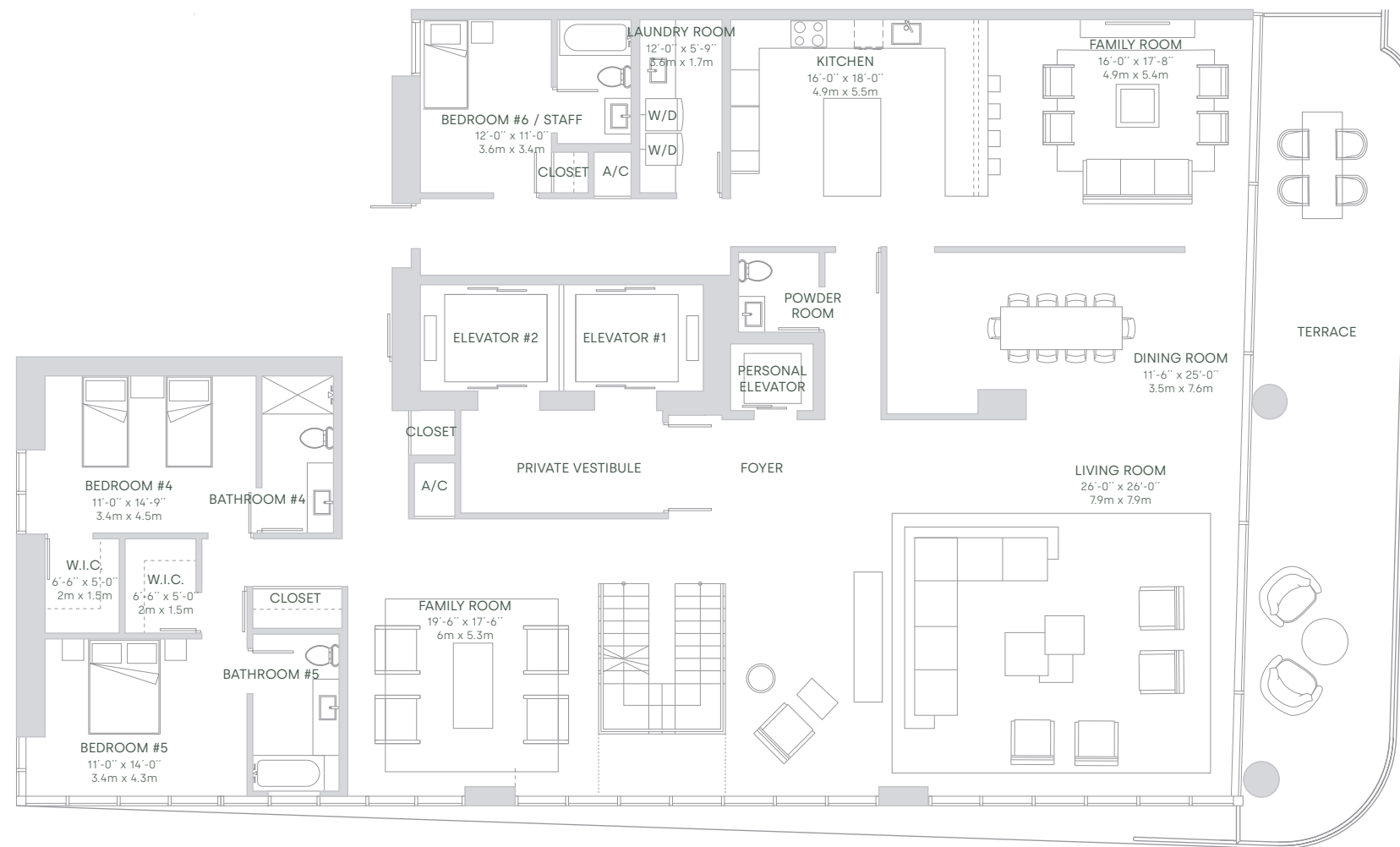
4,538 SQ.FT

365 SQ.MT A/C AREA

3,928 SQ.FT

57 SQ.MT TERRACE

610 SQ.FT



All dimensions are approximate and all floor plans and development plans are subject to change. Stated square footages and dimensions are measured to the exterior boundaries of the exterior walls and the centerline of interior demising walls between units and in fact vary from the dimensions that would be determined by using the description and definition of the "Unit" set forth in the Declaration (which generally only includes the interior airspace between the perimeter walls and excludes all interior structural components and other common elements). This method used herein is generally found in sales materials and is provided to allow a prospective buyer to compare the Units with units in other condominium projects that utilize the same method. Measurements of rooms set forth on this floor plan are generally taken at the farthest points of each given room (as described above and as if the room were a perfect rectangle), without regard for any cutouts or variations. Accordingly, the area of the actual room will typically be smaller than the product obtained by multiplying the stated length and width. All square footages and dimensions are estimates which are based on preliminary plans and will vary with actual construction. This floor plan represents the typical floor plan for the residence type indicated and is provided for informational purposes only. The actual floor plan of the residence may differ. All floor plans, specifications and other development plans are proposed and conceptual only, and are subject to change and will not necessarily accurately reflect the final plans and specifications for the development. The furnishings and decor illustrated are not included with the purchase of the Unit. See Prospectus for information regarding what is offered with the Unit and the calculation of the Unit square footage and dimensions.





**PENTHOUSES MANSIONS**  
LEVEL 60-62

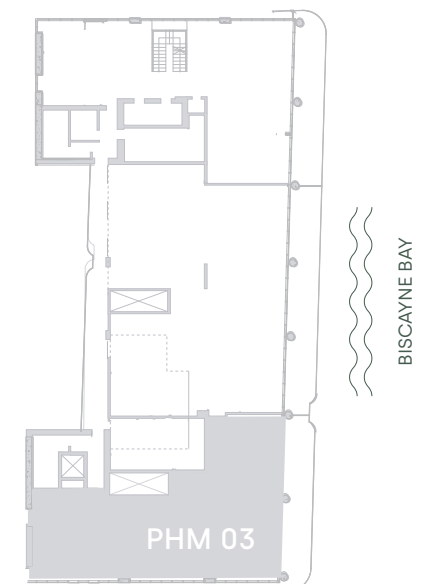
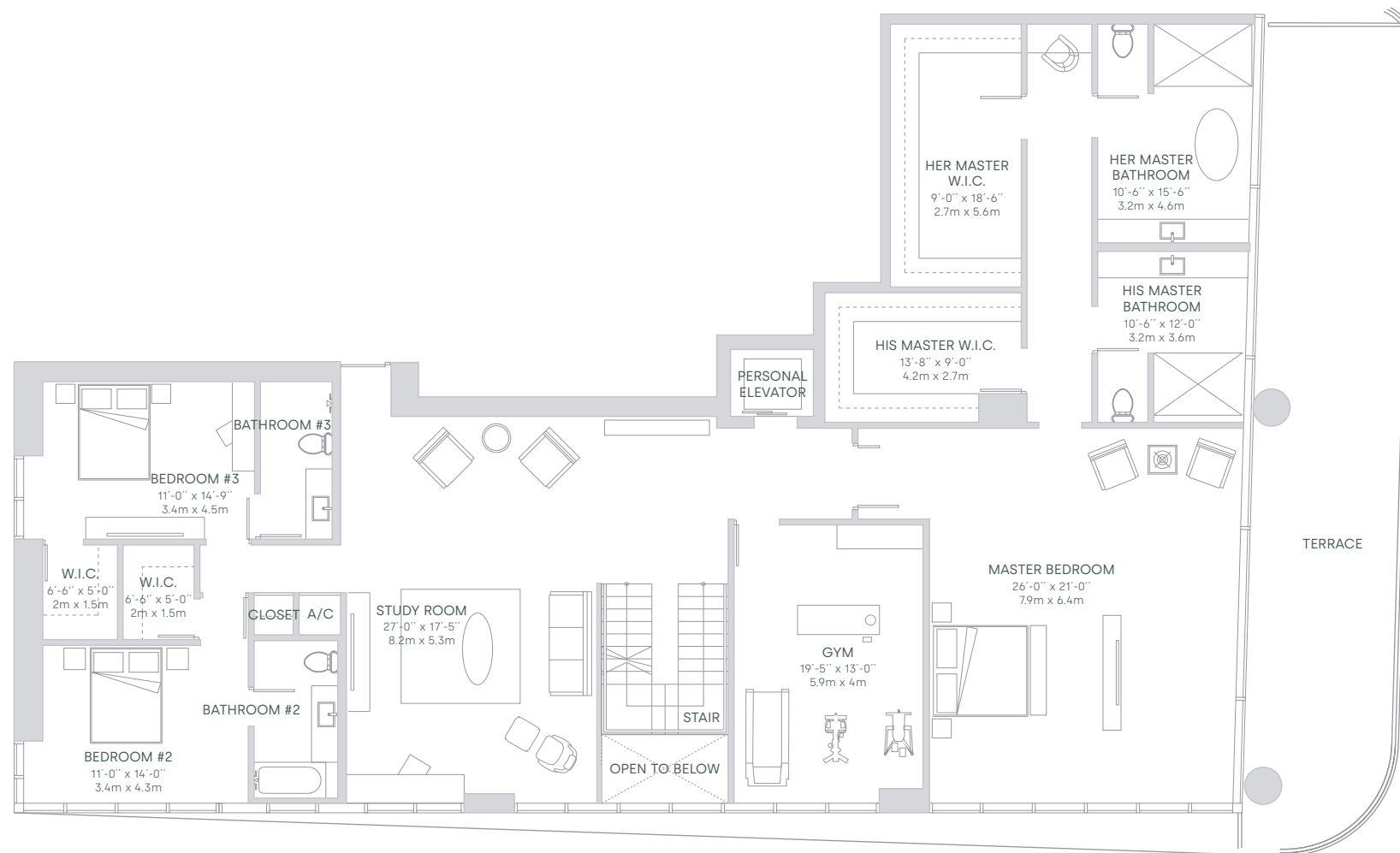
TOTAL SQ.FT.	3,894 SQ.FT	362 SQ.MT
A/C AREA	3,284 SQ.FT	305 SQ.MT
TERRACE	610 SQ.FT	57 SQ.MT

**PHM 03**

LEVEL 02

7 BEDROOMS

7<sup>1/2</sup> BATHROOMS



All dimensions are approximate and all floor plans and development plans are subject to change. Stated square footages and dimensions are measured to the exterior boundaries of the exterior walls and the centerline of interior demising walls between units and in fact vary from the dimensions that would be determined by using the description and definition of the "Unit" set forth in the Declaration (which generally only includes the interior airspace between the perimeter walls and excludes all interior structural components and other common elements). This method used herein is generally found in sales materials and is provided to allow a prospective buyer to compare the Units with units in other condominium projects that utilize the same method. Measurements of rooms set forth on this floor plan are generally taken at the farthest points of each given room (as described above and as if the room were a perfect rectangle), without regard for any cutouts or variations. Accordingly, the area of the actual room will typically be smaller than the product obtained by multiplying the stated length and width. All square footages and dimensions are estimates which are based on preliminary plans and will vary with actual construction. This floor plan represents the typical floor plan for the residence type indicated and is provided for informational purposes only. The actual floor plan of the residence may differ. All floor plans, specifications and other development plans are proposed and conceptual only, and are subject to change and will not necessarily accurately reflect the final plans and specifications for the development. The furnishings and decor illustrated are not included with the purchase of the Unit. See Prospectus for information regarding what is offered with the Unit and the calculation of the Unit square footage and dimensions.





**PENTHOUSES MANSIONS**  
LEVEL 60-62

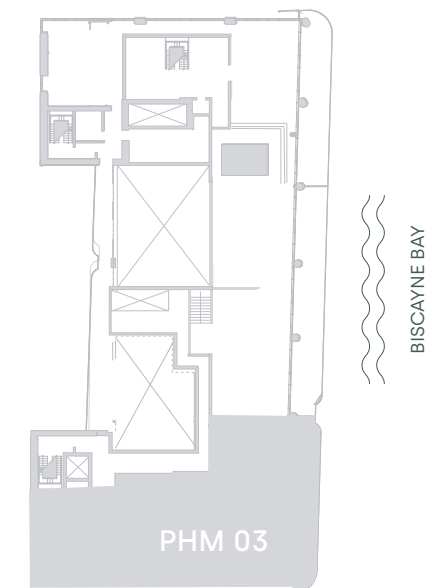
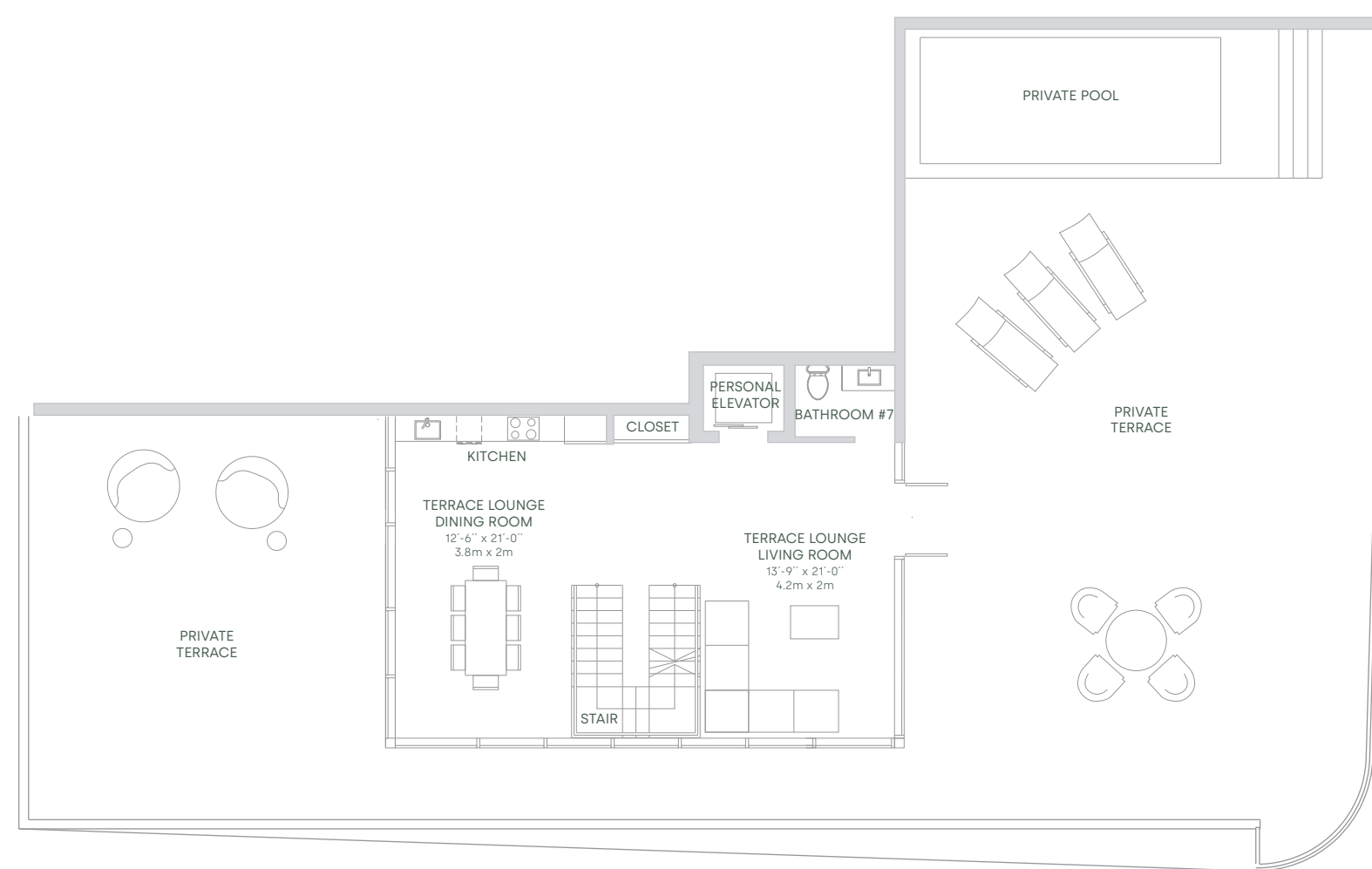
TOTAL SQ.FT.	3,650 SQ.FT	339 SQ.MT
A/C AREA	775 SQ.FT	72 SQ.MT
TERRACE	2,875 SQ.FT	267 SQ.MT

**PHM 03**

LEVEL 03

7 BEDROOMS

7<sup>1/2</sup> BATHROOMS



All dimensions are approximate and all floor plans and development plans are subject to change. Stated square footages and dimensions are measured to the exterior boundaries of the exterior walls and the centerline of interior demising walls between units and in fact vary from the dimensions that would be determined by using the description and definition of the "Unit" set forth in the Declaration (which generally only includes the interior airspace between the perimeter walls and excludes all interior structural components and other common elements). This method used herein is generally found in sales materials and is provided to allow a prospective buyer to compare the Units with units in other condominium projects that utilize the same method. Measurements of rooms set forth on this floor plan are generally taken at the farthest points of each given room (as described above and as if the room were a perfect rectangle), without regard for any cutouts or variations. Accordingly, the area of the actual room will typically be smaller than the product obtained by multiplying the stated length and width. All square footages and dimensions are estimates which are based on preliminary plans and will vary with actual construction. This floor plan represents the typical floor plan for the residence type indicated and is provided for informational purposes only. The actual floor plan of the residence may differ. All floor plans, specifications and other development plans are proposed and conceptual only, and are subject to change and will not necessarily accurately reflect the final plans and specifications for the development. The furnishings and decor illustrated are not included with the purchase of the Unit. See Prospectus for information regarding what is offered with the Unit and the calculation of the Unit square footage and dimensions.

